Prepared
Fall 2026

PASA
POPULATION & SURVEY ANALYSTS

Private Schools

Charter Schools

Other ISDs

Virtual Schools

ALTERNATIVE EDUCATIONAL OPPORTUNITIES ASSESSMENT

Leander ISD

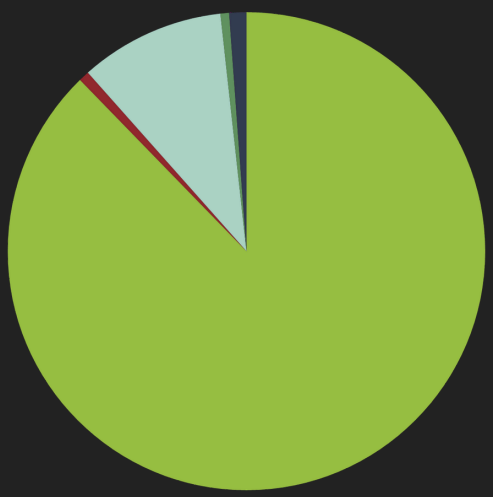

Prepared by

Population and Survey Analysts
303 Anderson Street
College Station, TX 77840
979-693-8962



Website
www.pasatx.com

Address
PASA
303 Anderson St.
College Station, TX 77840

If any of PASA's deliverables are reproduced, PASA must receive attribution credit on each page. Any maps, tables, or data that are printed, used digitally, quoted, or otherwise reproduced must be attributed to PASA.

TABLE OF CONTENTS

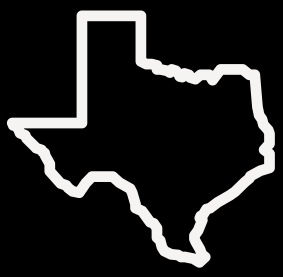





Introduction and Purpose of the AEO Assessment
- Overview of Alternative Educational Assessment
- Scope and Data Considerations

AEO Assessment Executive Summary

Methodology
- PASA Approach to Analyzing Alternative Educational Opportunities
- Data Sources and Limitations

Legislative and Policy Context
- Legislative Updates
- Senate Bill 2 (Education Savings Accounts / TEFA)
- Senate Bill 569 (Virtual and Hybrid Education Programs)

Homeschooling Assessment/Overview
- Statewide Expansion
- Regional Overview

Private School Assessment
- Statewide Expansion
- Regional Overview
- District-level Impact

Charter Assessment
- Statewide Impact and History
- Regional Overview including Major Charter Systems
- District-level Charter Impact
- District Out-Transfers to Charter Systems and Charter Campuses

District-level Impact of Other ISDs
- Out-Transfers to Other ISDs
- In-Transfers from Other ISDs
- Receiving Campus Distribution
- Interdistrict Transfer Activity with Adjacent Districts
- Net Enrollment Effects of Interdistrict Transfers

Virtual School Assessment
- Statewide Impact and Evolution of Virtual Schools
- Regional Enrollment in Virtual Schools
- District-level Impact of Virtual Schools

Historical and Current Impact of AEOs on Leander ISD

Glossary and Supplemental Information

Alternative Educational Assessment

Introduction

Educational choice has become an increasingly important consideration in understanding and forecasting public school enrollment. Students residing within a district may attend a variety of educational settings, creating enrollment patterns that are influenced not only by demographic and housing trends, but also by the availability and accessibility of alternative options. PASA's Alternative Educational Opportunity (AEO) Assessment examines resident student participation in private schools, charter schools, virtual academies, early college programs, and other public school districts. Because Texas does not systematically track homeschool enrollment, homeschooled students are discussed as part of the broader educational choice landscape but are not quantified in the assessment.

The educational choice environment is also continuing to evolve. Recent Texas legislation, including the creation of Texas Education Freedom Accounts (TEFA), may influence families' access to private and other educational options. PASA therefore considers not only current participation, but also changes in provider capacity, geographic accessibility, new and expanding educational options, and historical patterns of resident student movement. Evaluating these factors alongside traditional demographic indicators provides a more complete understanding of the forces influencing District enrollment and supports informed long-range planning.

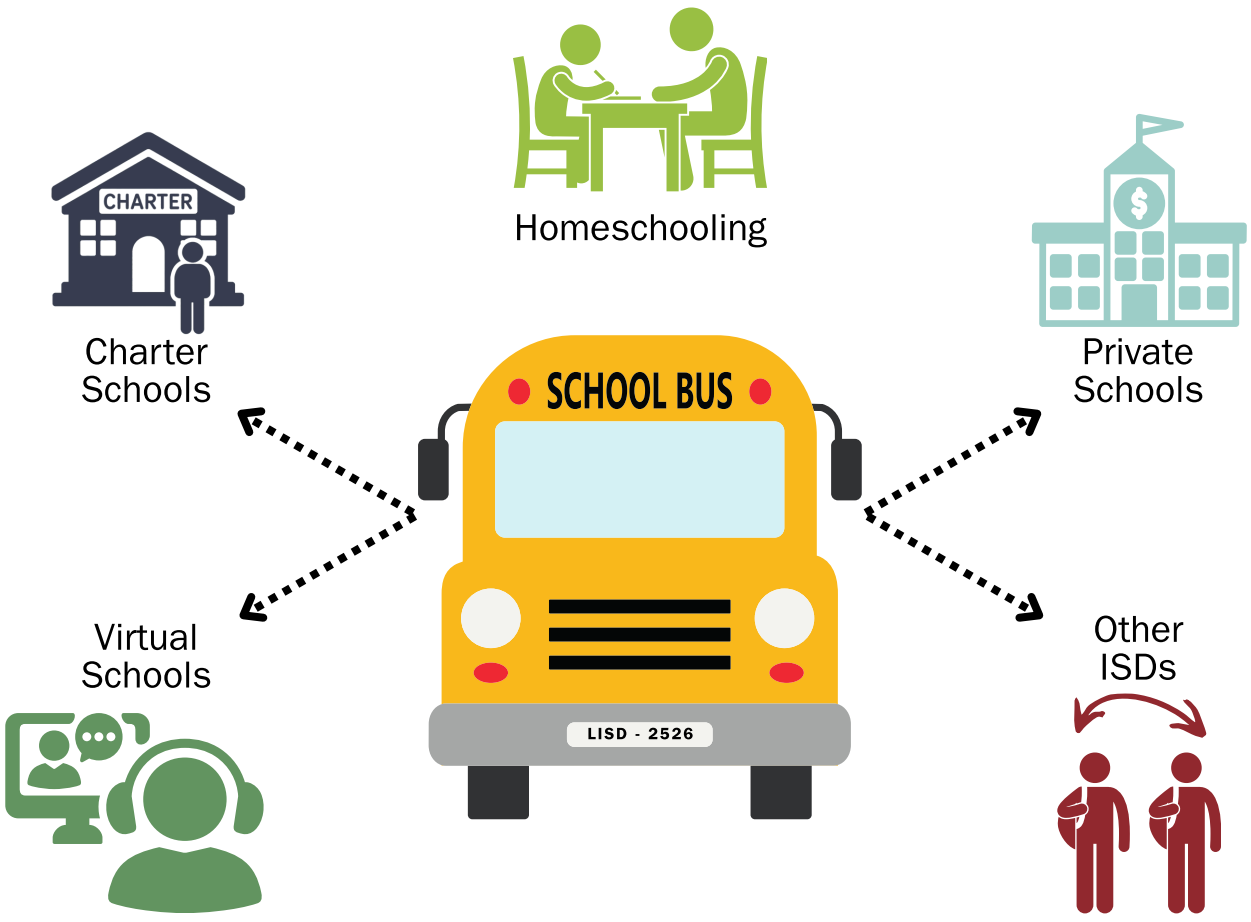

Alternative Educational Assessment

Executive Summary

School districts across Texas are operating in an increasingly competitive educational environment shaped by charter school expansion, private school participation, homeschooling, virtual learning, and interdistrict transfers. To better understand how these evolving educational choices are affecting local enrollment, Population and Survey Analysts (PASA) conducted an Alternative Educational Opportunity (AEO) Assessment for Leander ISD (LISD).

Using available data through the 2025–26 school year, this assessment examines historical and current participation among LISD resident students in alternative educational options and evaluates their potential influence on District enrollment. Particular attention is given to recent legislative changes, expanding charter and private school options, virtual enrollment trends, and interdistrict transfer patterns affecting Leander ISD.

Key Findings



Charter schools represent the largest source of resident student out-transfers from Leander ISD, increasing substantially over the past decade as charter expansion has added capacity and brought more options closer to District families.



Private schools represent a significant component of Leander ISD's alternative education landscape, with approximately 1,600 LISD resident students enrolled in private schools in 2025–26, and Texas Education Freedom Accounts (TEFA) potentially increasing access to private education for District families.



Interdistrict transfers represent a comparatively smaller source of resident student attrition, with approximately 1.1% of LISD resident students attending other public school districts in 2025–26.



Virtual school participation has increased substantially over the past decade, reaching a record high in 2025–26, although virtual students still represent less than 1% of LISD resident enrollment.



Homeschooling remains difficult to quantify at the local level but represents a growing component of the educational choice landscape, with potential implications for kindergarten capture, student attrition, and long-range enrollment planning.

Planning Implications

Leander ISD is approaching the stabilization phase of the demographic lifecycle, as moderating residential growth provides less of an offset to enrollment losses. As the District continues to mature, monitoring school choice trends and resident student retention will become increasingly important to long-range enrollment planning.

Methodology for AEO Assessment



PASA has developed a comprehensive methodology to research and analyze resident student enrollment across Alternative Educational Opportunities. This approach helps educational partners understand how current and future enrollment is influenced by a range of educational pathways beyond the traditional public school setting.

Historically, evaluating enrollment patterns and assessing the cumulative impact of Alternative Educational Opportunities on public school districts has been complex. While the Texas Education Agency provides limited data related to student enrollment in select alternative settings, many details are masked or unavailable due to privacy restrictions or reporting limitations. PASA's team has developed a structured process to translate available data into usable enrollment estimates that support district-level planning and long-range facilities analysis.

The methodology incorporates multiple data sources and analytical techniques, including TEA enrollment and transfer data, research into alternative education providers, and the extraction and synthesis of raw datasets. This multi-layered approach allows PASA to estimate resident student participation across charter schools, private schools, virtual programs, and other non-traditional educational settings.

The following pages present the Leander ISD Alternative Educational Opportunities assessment. Through maps, tables, and graphs, PASA summarizes complex information into clear, actionable snapshots that illustrate the AEO landscape affecting the District.

PASA considers this methodology a critical component of enrollment analysis, providing districts with the information needed to anticipate enrollment shifts and support proactive, data-informed planning.

Enrollment patterns reflect observed student behavior and available data and should not be interpreted as causal predictions of future enrollment change.



Legislative Updates

The 89th Texas Legislature enacted Senate Bill 2 (SB 2) and Senate Bill 569 (SB 569), two significant pieces of legislation that are reshaping educational choice and virtual learning opportunities across Texas. SB 2 officially launched for the 2026–27 school year with its first statewide application and award cycle now complete, while SB 569 established a permanent statewide framework for virtual and hybrid public education. This section provides an overview of both laws before examining their implementation and potential implications for public school districts.

Together, SB 2 and SB 569 expand educational choice in Texas through two distinct pathways: private education supported by Education Savings Accounts and publicly funded virtual or hybrid instruction offered by eligible school districts and charter schools.

SB 2 – Educational Savings Accounts / Vouchers

Impacts

Public school districts, open-enrollment charter schools, private schools.

Summary

Established Texas' statewide Education Savings Account (ESA) program, allowing eligible families to use public funds for private school tuition, educational services, homeschooling expenses, and other approved educational costs.

Implications

The Comptroller's August 28 update reported more than 118,000 active awards, including over 109,000 funded participants, following more than 274,000 applications. Eligible demand exceeded available funding, resulting in substantial statewide waiting lists. By October 1, 2026, participation had increased to 116,574 students, reflecting continued growth in the program's first year.

SB 569 – Virtual & Hybrid Public School Program

Impacts

Public school districts, open-enrollment charter schools, consortia, universities, or ESCs.

Summary

Replaced the state's previous virtual learning framework with a unified statewide structure emphasizing flexibility, accessibility, accountability, and expanded instructional options.

Implications

Statewide Enrollment: Students may enroll in eligible virtual and hybrid public school programs across district boundaries.

Funding: Virtual and hybrid students generate ADA funding comparable to traditional in-person enrollment, and districts may charge tuition for nonresident students where permitted.

Expanded Learning Opportunities: Districts may offer full-time virtual or hybrid instruction, expanded course access (including AP and dual credit), career pathways, and alternative instructional options.



Legislative Updates:
SB 2 and SB 569 Key Components

SB 2 – Texas Education Freedom Accounts (TEFA)

General Provisions

- Private schools choose to participate and retain admissions authority.
- Schools must be accredited and operational for at least two years.
- Students may not simultaneously participate in TEFA and enroll in a public school.
- Participating schools administer a nationally norm-referenced assessment selected by the school.

Award Priority

If demand exceeds funding, priority goes to:

- Students with disabilities in households ≤500% Federal Poverty Level (FPL)
- Households ≤200% FPL
- Households ≥200–499% FPL
- Households earning >500% FPL, with children enrolled in public school for at least 90% of the 2024–25 school year; limited to 20% of funding.

Priority status does not guarantee an award when demand exceeds available funding.

2026–27 TEFA Program Funding

- $10,474 annually for private school enrollment.
- Up to $30,000 annually for qualifying students with disabilities.
- Up to $2,000 annually for homeschool students.
- Program participation is subject to available appropriated funding.

Required State Reporting

The Comptroller is required to publish annual reports summarizing:

- Participation, student outcomes, and program satisfaction
- College and career readiness
- Public and private school enrollment impacts
- Applicant demographics

SB 569 – Virtual & Hybrid Public School Program

Senate Bill 569 established a permanent statewide framework for virtual and hybrid public education, replacing the former Texas Virtual School Network (Chapter 30A) with a locally administered system under Chapter 30B of the Texas Education Code.

General Provisions

Eligible Operators	Available Models	Authorization
Public school districts	Individual virtual or hybrid courses	Local board approval
Open-enrollment charter schools	Full-time virtual or hybrid programs	District or charter operational planning
	Full-time virtual or hybrid courses	TEA authorization required for qualifying campuses

State Reporting

TEA establishes program rules, publishes approved virtual course offerings, and provides technical assistance to eligible providers.

Funding

- Eligible virtual and hybrid students generate state funding based on the attendance and funding provisions applicable to the instructional model.
- Districts may charge tuition in circumstances permitted under state law.

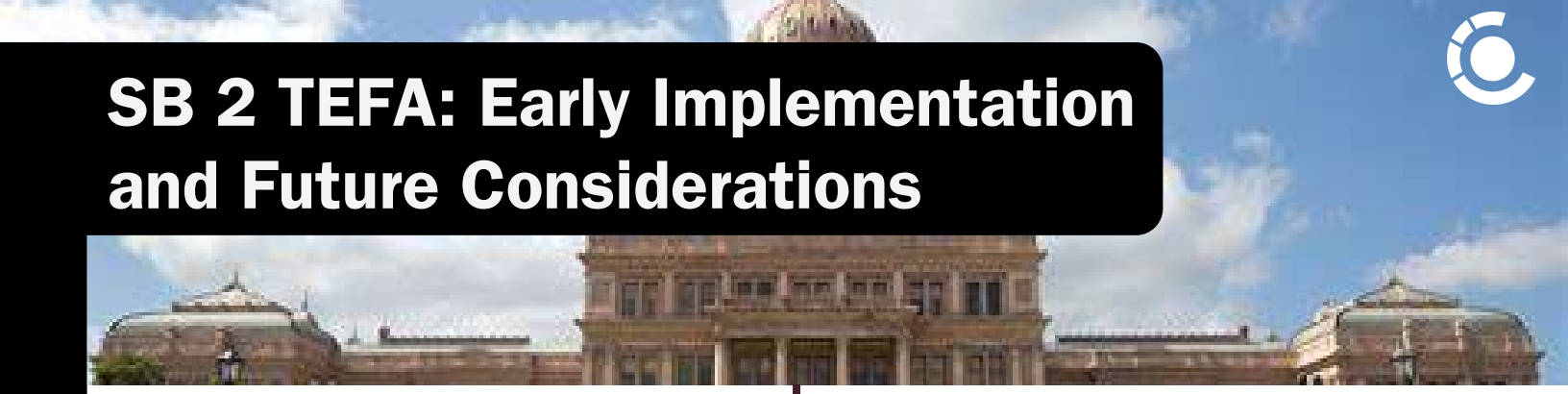

SB 2 TEFA: Early Implementation and Future Considerations

Short Term: Early Implementation

Award Distribution

- Approximately 274,000 applications were submitted statewide.
- By October 1, 2026, participation had increased to 116,574 students, reflecting continued growth in the program's first year.
- More than 100,000 eligible applicants remain on statewide waiting lists, demonstrating demand that substantially exceeded available funding. Future legislative appropriations will largely determine whether these applicants receive awards in subsequent years.
- Approximately 30% of awards were for homeschool students and 70% for private school enrollment.
- Approximately 43% of statewide applications ultimately received an award during the initial award cycle.

Capacity Constraints

Participation continues to be influenced by:

- Available TEFA funding
- Private school admissions decisions
- Limited capacity at participating schools
- Geographic availability of accredited private schools
- Available classroom capacity at participating schools

Many awarded students remain subject to school admission availability before funds can be utilized.

Local Variation

Early participation has varied considerably across Texas. Metropolitan areas with larger networks of participating private schools generally received the highest number of awards, while rural communities often had fewer participating campuses and lower award volumes.

Long Term: Future Considerations

Future Funding and Waiting Lists

The substantial waiting list demonstrates demand beyond current appropriations. Participation levels in future years will depend on:

- Legislative appropriations
- Available private school capacity
- Family participation decisions
- Expansion of participating schools

Continued Private School Expansion

Many private schools are expanding campuses, grade levels, microschool offerings, and marketing efforts in anticipation of continued TEFA participation.

Statutory eligibility requirements for participating schools, including accreditation and years of operation, may further moderate early expansion.

District Monitoring Priorities

Districts should continue monitoring:

- Local TEFA participation and award trends
- Expansion of participating private schools
- Growth of microschools and hybrid learning models
- Charter school expansion
- Mid-year enrollment mobility
- Legislative changes during the 2027 legislative session

Regional Impacts

Early award activity has been concentrated primarily in metropolitan regions with larger networks of participating private schools. As participating schools expand and legislative appropriations evolve, districts within these regions may experience greater enrollment pressures over time.

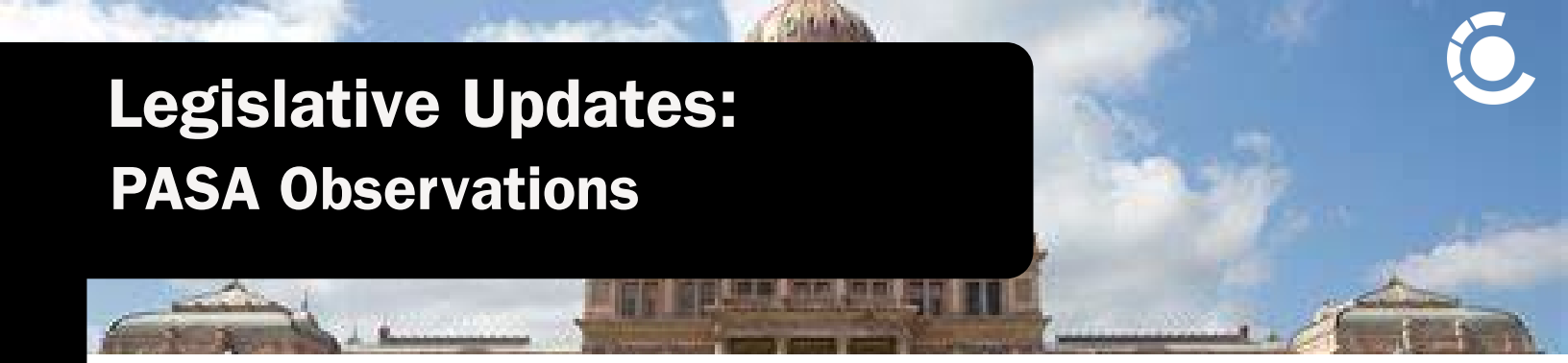

Legislative Updates:
PASA Observations

Senate Bill 2

PASA Observations

- Demand exceeded available funding, resulting in substantial statewide waiting lists.
- Initial award activity was concentrated in metropolitan regions with larger networks of participating private schools.
- Private school capacity and geographic availability remain primary constraints on program participation.
- Future program growth will depend largely on legislative appropriations.

AEOs

Why It Matters

Resident student population and District enrollment are not always the same. Understanding the educational choices available to families helps explain why some school-age children living within the District enroll elsewhere—and **why District enrollment may follow a different trajectory than the overall population.**

Planning Impact

This insight helps **interpret enrollment trends** and supports realistic planning for programs, facilities, and resources with a focus on recruitment and retention.

Senate Bill 569

PASA Observations

- SB 569 establishes a permanent framework for virtual and hybrid education, building on programs that existed before the pandemic and expanding the instructional models available to school systems.
- District-operated virtual programs now compete directly with charter-operated and other district-operated virtual providers.
- Expanded virtual options increase educational choice for students while creating additional enrollment competition for traditional campuses.
- District participation is expected to expand as additional providers receive TEA authorization.

Homeschooling in Texas

Homeschooling is a parent-directed educational model recognized under Texas law as a form of private education. Because Texas does not require homeschool registration or statewide enrollment reporting, participation remains difficult to measure accurately.

Over the past decade, homeschooling has become an increasingly significant component of the educational choice landscape, with available research indicating substantial growth and participation remaining well above pre-pandemic levels. As educational options continue to expand, understanding homeschooling trends is increasingly important for assessing student enrollment patterns, kindergarten capture, and long-range district planning.

Not Every Child Enters Public Kindergarten

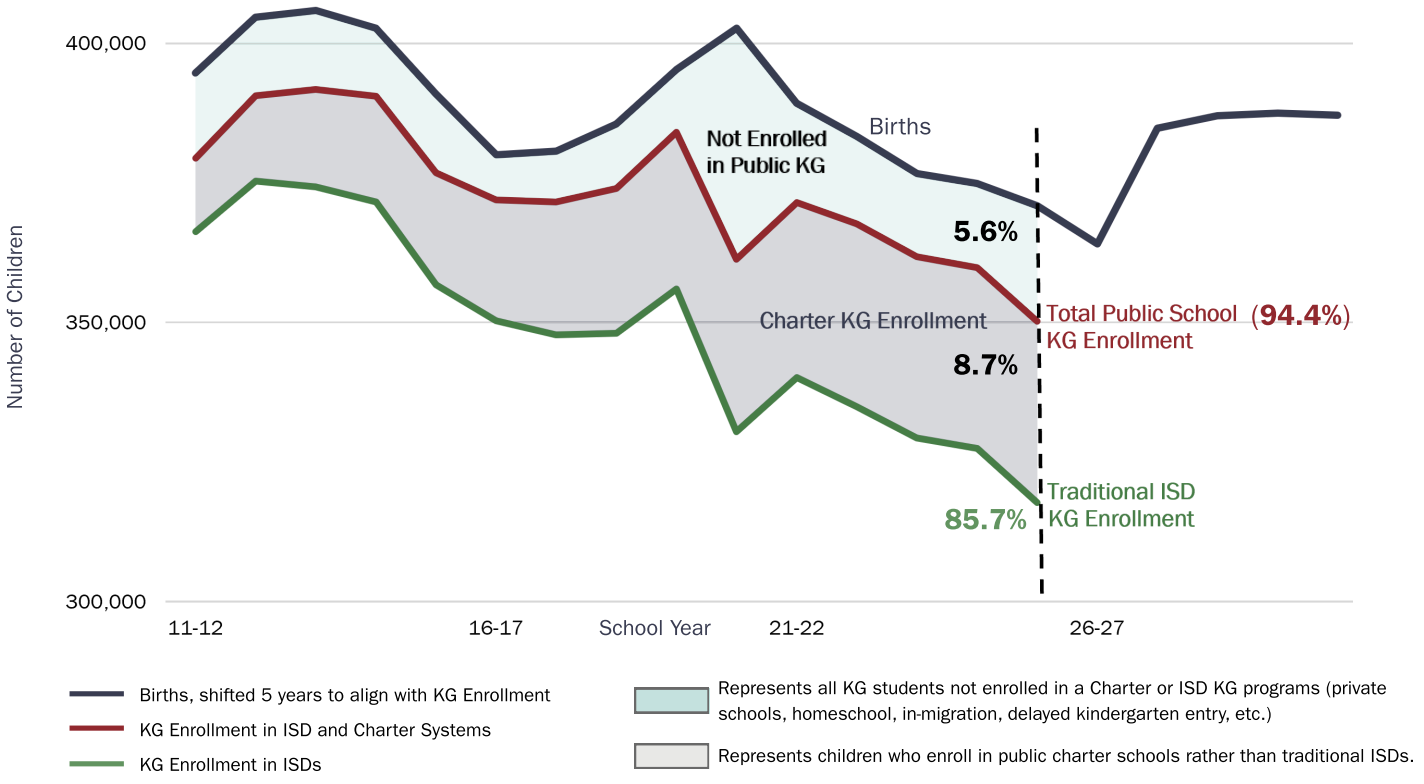

The shaded area represents the difference between each Texas birth cohort and total public kindergarten enrollment approximately five years later. It includes children who enter private school or homeschool rather than public kindergarten, but also reflects migration, delayed entry, and other demographic factors. The especially large 2020–21 gap reflects pandemic-related enrollment disruption. Therefore, the shaded area should not be interpreted as a direct estimate of homeschool enrollment.

Note: Percentages reflect kindergarten enrollment reported in 2025–26 PEIMS data relative to the corresponding birth cohort.

Source: Texas Education Agency (TEA); Texas Department of State Health Services (DSHS); U.S. Census Bureau, American Community Survey (ACS).

Homeschooling in Texas

Homeschooling Landscape

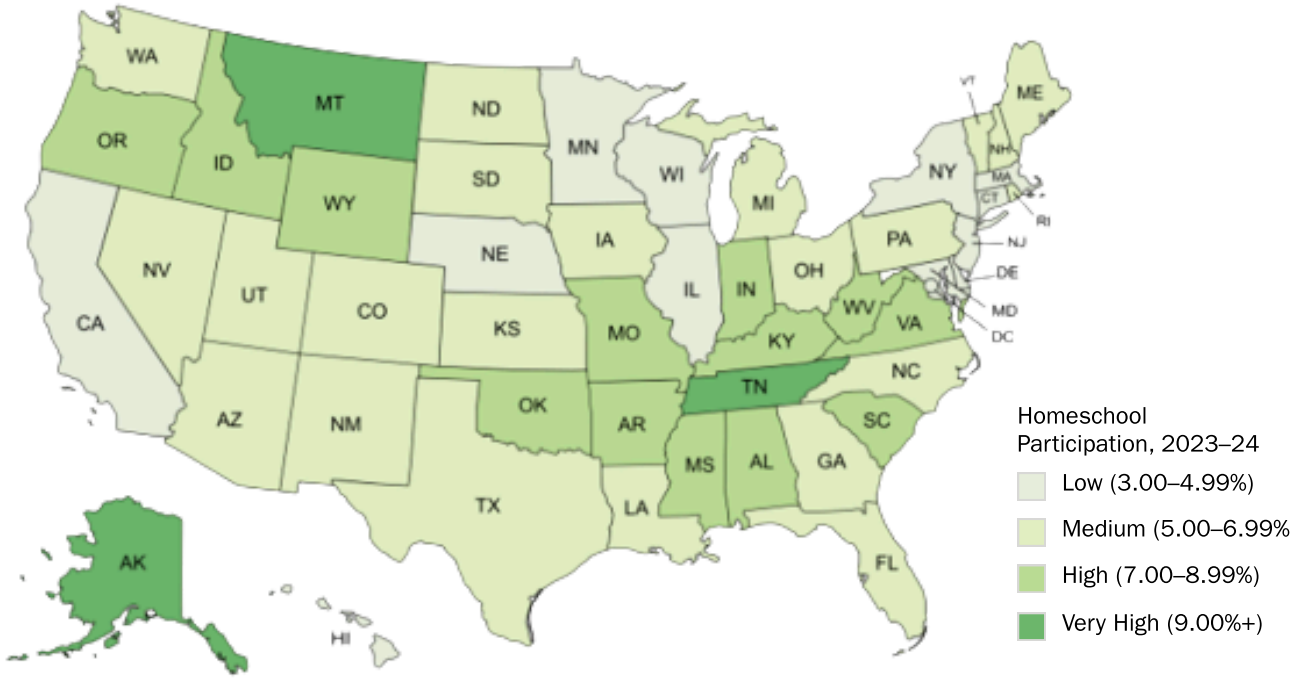

Source: Johns Hopkins Institute for Education Policy, Homeschool Hub (used with permission).

Unlike charter schools, private schools, virtual programs, or interdistrict transfers, homeschool participation cannot be directly measured through PEIMS or other statewide public education datasets. Consequently, districts have limited visibility into students who withdraw from public schools to homeschool, as well as students who begin their education through homeschooling without ever enrolling in a public school. This lack of standardized reporting makes homeschooling one of the least measurable components of Alternative Educational Opportunities (AEOs). For additional information, see PASA Insight Series No. 200: Homeschooling in Texas, www.pasatx.com/methodology.

Johns Hopkins estimates that 6.28% of Texas families homeschooled in 2023–24, while the Texas Home School Coalition estimates that 8%–10% of Texas students are homeschooled. Estimates reflect different methodologies and reporting periods.

More than 50,000 Texas public-school students withdrew annually to begin homeschooling in 2022 and 2023, according to the Texas Home School Coalition.

Approximately 20%–30% of students who withdraw to homeschool eventually return to public school, according to the Texas Home School Coalition.

Withdrawal counts understate homeschool participation. They exclude children who begin homeschooling without first enrolling in a public school.

Private School Assessment

Private School Expansion in Texas

Private school enrollment in Texas has grown steadily over the past decade, reflecting increased family demand for educational options that differ in mission, instructional approach, and campus structure from traditional public schools. Growth has been most pronounced in major metropolitan areas, where population increases, housing development, and school choice awareness have supported the expansion of existing campuses and the opening of new private schools.

While private schools continue to serve a minority of KG–12 students statewide, their expanding geographic presence and enrollment capacity have positioned them as a meaningful component of Texas's broader educational landscape, particularly within fast-growing regions.

Dallas-Fort Worth-Arlington Metro Area	
Number of Private Schools:	**393**
Student Enrollment:	**45,498**
Share of Total KG-12 Students:	**11%**

Austin Metro Area	
Number of Private Schools:	**137**
Student Enrollment:	**21,625**
Share of Total KG-12 Students:	**12%**

Houston-Pasadena-The Woodlands Metro Area	
Number of Private Schools:	**291**
Student Enrollment:	**59,935**
Share of Total KG-12 Students:	**10%**

San Antonio Metro Area	
Number of Private Schools:	**120**
Student Enrollment:	**22,896**
Share of Total KG-12 Students:	**6%**

Source: Private School Review (www.privateschoolreview.com/texas) July, 2026.

In 2026, the estimated student enrollment in private schools in Texas is approximately 349,989, representing about 6% of all KG–12 students in the state. The increase from 4.5% in 2021–22 to 6% in 2026 suggests modest growth in private school enrollment, possibly influenced by expanding school choice options.

Private School Assessment

Private Schools approved for TEFA participation in the Austin Area

As of September 30, 2026, the Texas Comptroller of Public Accounts reported that 251 private schools in the Austin area had been approved to participate in the Texas Education Freedom Account (TEFA) program. Private schools may apply for TEFA approval on an ongoing basis, and additional schools are regularly added to the approved list. The map below illustrates the geographic distribution of TEFA-approved private schools across the region. TEFA approval indicates a school's eligibility to participate in the program but does not reflect enrollment capacity, student enrollment levels, or the geographic origin of enrolled students.

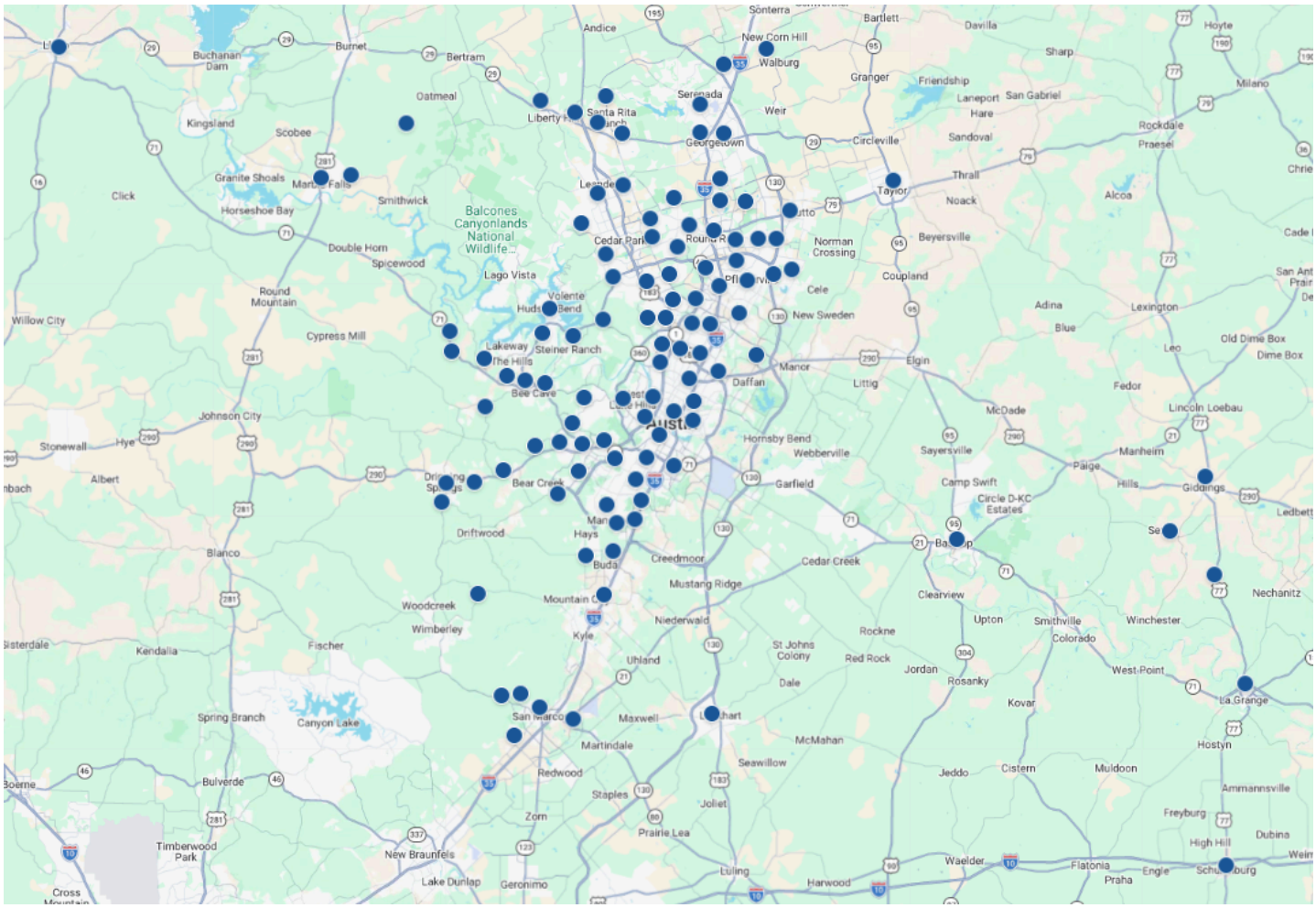

Source: Texas Education Freedom Accounts (www.educationfreedom.texas.gov)

For additional context, as of September 2026, approximately 2,745 private schools and prekindergarten providers statewide had registered to participate in TEFA. The program also included more than 340 approved education service providers, such as tutors, therapists, and other specialized instructional support providers. These figures reflect the continued expansion of the TEFA marketplace and the growing number of educational options available to participating families.

Sources: Texas Education Agency (TEA); Texas Education Freedom Accounts; Texas Comptroller; EdChoice; Houston Chronicle, National Center for Educational Statistics (NCES), Texas Private School Accreditation Commission (TEPSAC).

TEFA Update: Key District Trends & Considerations

Leander ISD: TEFA Snapshot

- ~1,600 LISD resident students enrolled in private schools in 2025–26.
- ~2,850 TEFA applications submitted by families reporting residence in Leander ISD.
- ~675 LISD resident students awarded TEFA funds, including ~200 reported as previously enrolled in public schools in 2024–25.
- ~42% of private schools interviewed during this study are approved for TEFA participation.

Key Considerations

- Many TEFA applicants were already enrolled in private school or homeschool settings prior to applying.
- Initial participation impacts on public school districts may therefore be more moderate than early statewide application totals alone might suggest.
- Actual enrollment shifts will vary considerably by region, private school availability, tuition levels, transportation access, and local school capacity.

Important Operational Constraints

Several factors may limit near-term enrollment movement, including:

- Many private schools have limited available capacity;
- Tuition costs above TEFA award amounts remain a barrier for some families;
- Geographic access to participating private schools remains uneven across Texas; and
- The 2027 legislative session will likely play an important role in determining the future scale, funding stability, and operational structure of the TEFA program.

Emerging Trends to Monitor

Districts should continue monitoring:

- Expansion of existing private school capacity;
- Growth of microschools and hybrid learning models;
- New private school openings tied to TEFA demand; and
- Localized enrollment shifts beginning in 2026–27 and beyond.

PASA Perspective

Early TEFA participation appears concentrated among families already utilizing alternative educational settings. Near-term district enrollment impacts will likely vary based on private school access, affordability, transportation, and available capacity.

Sources: Texas Comptroller, media reporting, February–August 2026.

This page intentionally left blank.

Private Schools

Private schools represent a meaningful source of enrollment loss for Leander ISD, with an estimated 1,662 resident students enrolled in private education during the 2025–26 school year. Based on PASA's review of private schools serving the area, approximately 1,956 resident students are estimated to attend private schools in 2026–27. Enrollment is concentrated among several established schools serving broad grade ranges, led by Hill Country Christian School of Austin, Sterling Classical School, Summit Christian Academy, Challenger School, Warriors Masters Christian Academy, and Holy Family Catholic School. Smaller Montessori schools, specialized programs, microschools, and early childhood centers account for the remainder of the estimated private-school impact. About 42% of the private schools impacting LISD are currently approved for participation in the Texas Education Freedom Accounts (TEFA) program.

A key consideration in projecting future student attrition to area private schools is the implementation of Senate Bill 2, which established the TEFA program. Beginning in 2026–27, the program provides state-funded accounts that eligible families may use for private school tuition, instructional materials, tutoring, and other approved educational expenses. Near-term enrollment impacts may be moderated by program requirements, as participating private schools must be accredited and must have operated for at least two years. However, strong initial demand may lead lawmakers to consider increasing TEFA funding from $1 billion to as much as $4.4 billion for the 2028–29 biennium during the 2027 legislative session, potentially expanding the program's future enrollment impact.

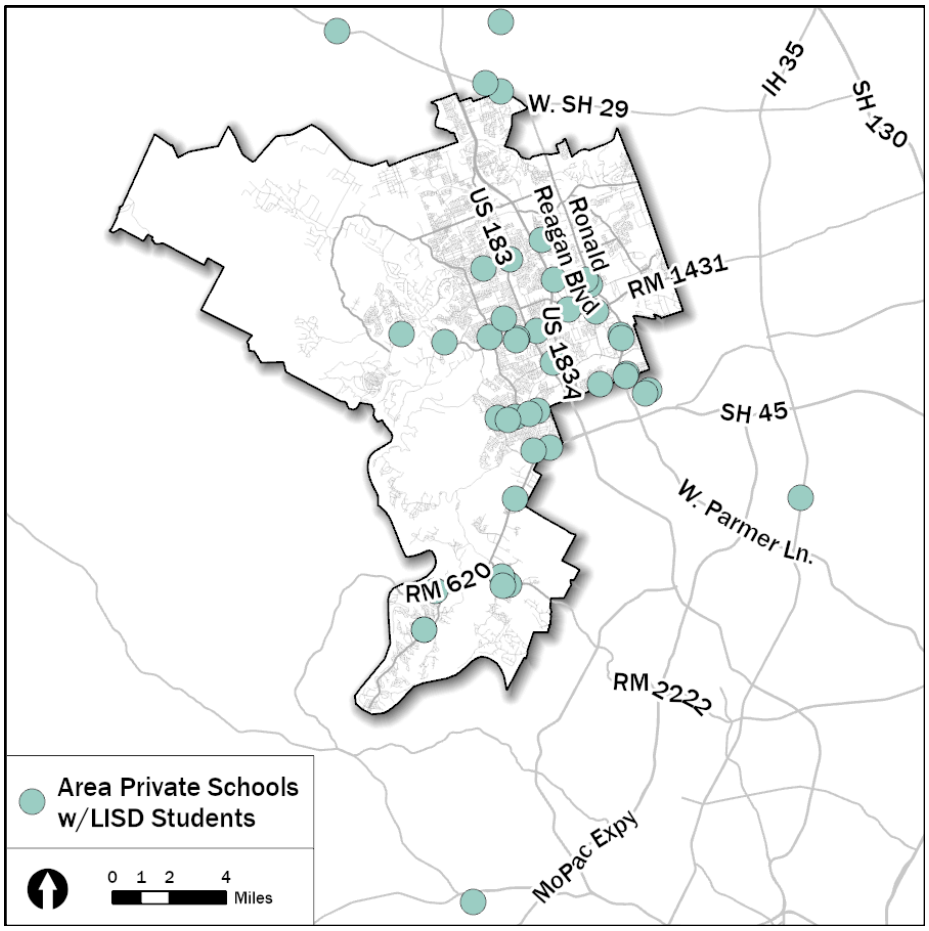

Source: PASA Interviews with Private Schools

The future impact of private schools on Leander ISD enrollment will depend on the evolving educational landscape, including private-school expansion and implementation of the Texas Education Freedom Accounts program. Continued monitoring will be important to assess how these changes influence future enrollment patterns. Additional information regarding the private-school impact on Leander ISD is provided in Appendix 2.

Note: The 2025–26 estimate is used throughout the resident enrollment distribution analysis.

Charter School Assessment

Statewide Charter Enrollment vs. ISD Enrollment

Statewide charter school enrollment has expanded at a markedly faster pace than enrollment in traditional ISDs over the past decade. This growth reflects both policy changes that increased the number and geographic reach of charter systems and sustained family demand for alternative public school options. The graphics below illustrate the expansion of charter schools relative to overall ISD enrollment. While overall ISD enrollment has remained relatively stable statewide, charter schools have captured an increasing share of Texas public school students, reshaping the competitive landscape in which districts operate and underscoring the importance of monitoring charter enrollment trends as part of district-level enrollment analysis.

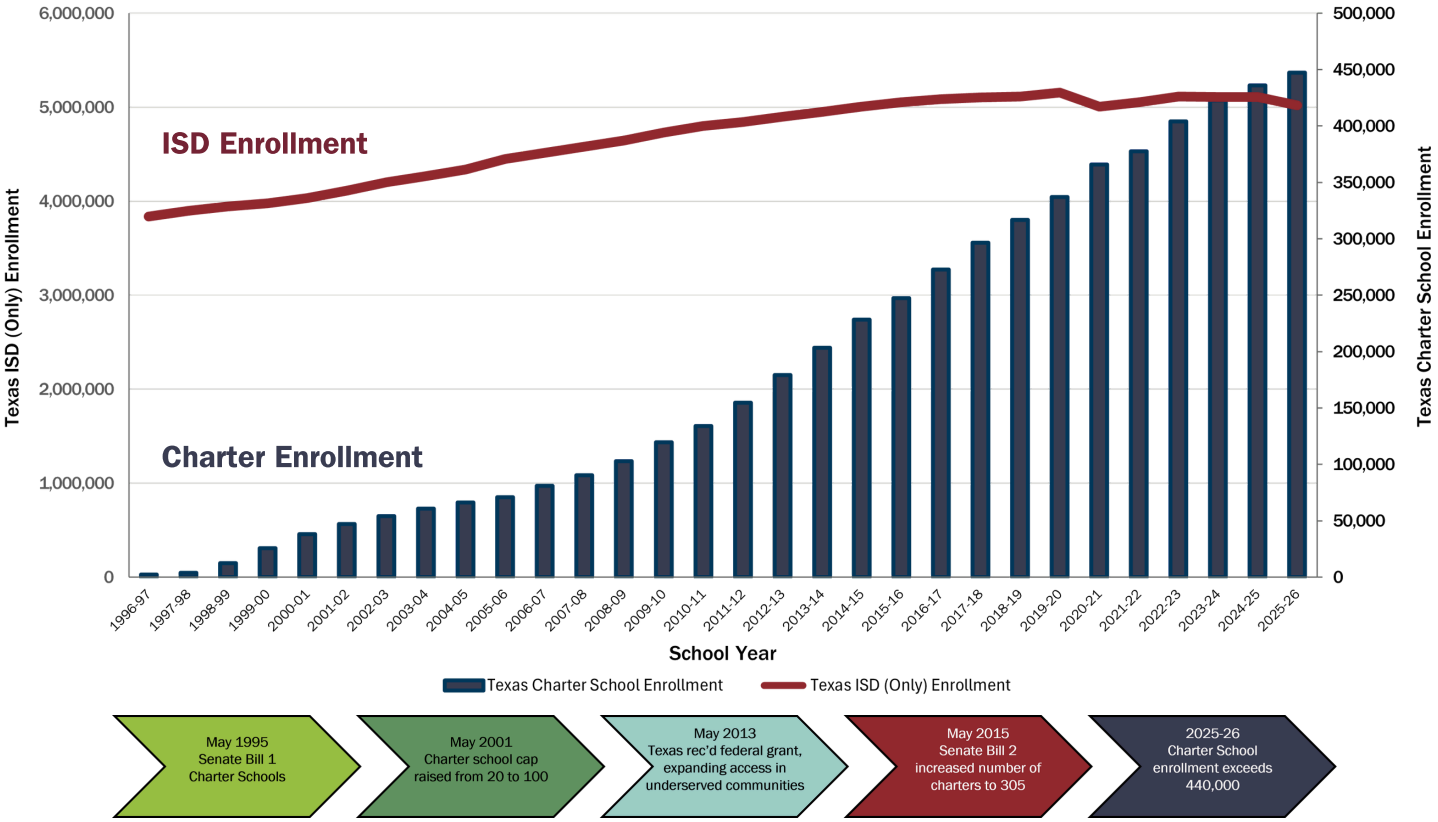

Enrollment Change 2015 to 2025

ISD Enrollment -0.6%

Charter Enrollment +80.8%

Source: Texas Education Agency (TEA)

Charter School Assessment

Texas Charter School Sites

Over the past decade, Texas charter schools have expanded substantially in both enrollment and geographic reach. Statewide charter enrollment increased from 247,389 students in 2015–16 to 446,633 in 2025–26, an increase of more than 80%. During this period, 528 additional charter schools opened across the state, increasing access to charter education beyond the areas historically served.

The maps below illustrate changes in charter enrollment and campus distribution across Texas. The upper maps compare resident charter enrollment by school district and identify campuses that opened before and after 2015. The lower maps show how charter campuses and districts with more than 1,000 resident students enrolled in charter schools have expanded across Texas regions.

Texas Charter School Expansion

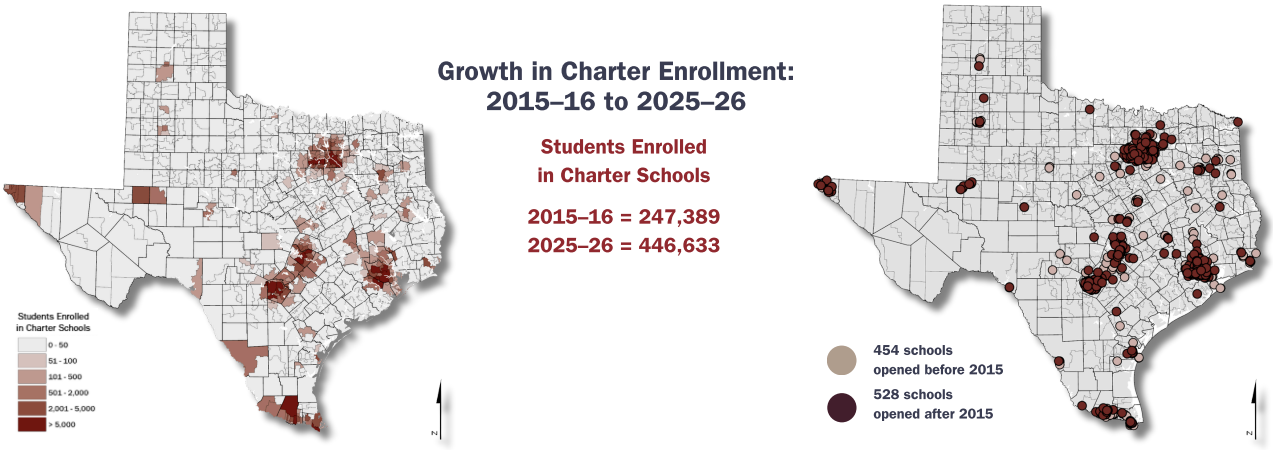

Texas Regional Geographic Distribution of Charter School Expansion

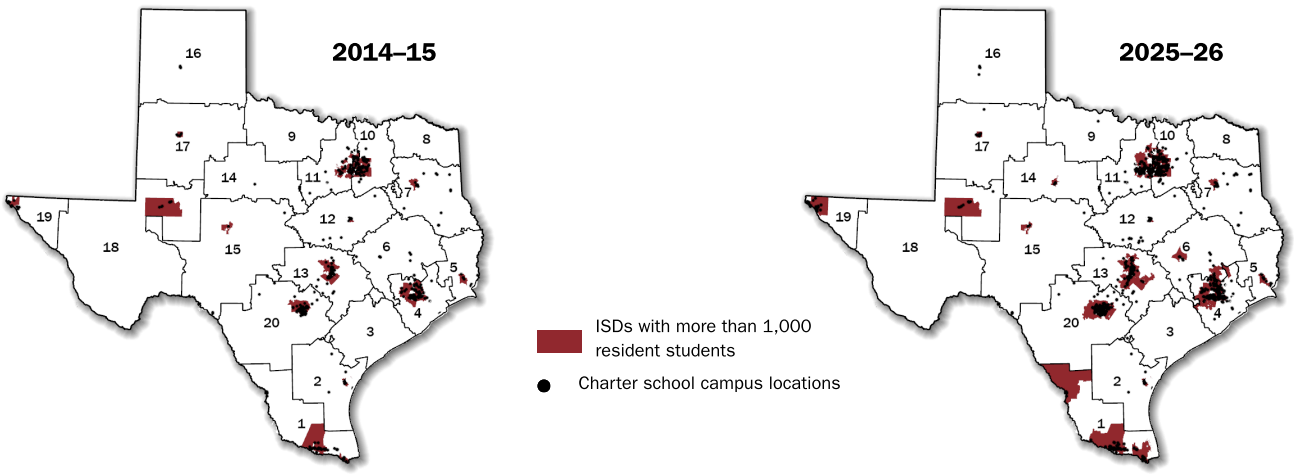

Between 2015–16 and 2025–26, statewide charter enrollment increased by more than 80%, while 528 additional charter schools opened across Texas. Although expansion remains concentrated in major metropolitan areas, the geographic reach of charter schools has broadened considerably, increasing access and competitive enrollment pressure across much of the state.

Source: Texas Education Agency (TEA)

Charter School Assessment

Charter Enrollment Share of Public Enrollment

Charter enrollment varies considerably across Texas, with the largest shares concentrated in several major metropolitan regions. Region 13's charter enrollment share is above the statewide average and exceeds the shares reported in the Houston, Dallas, and Fort Worth regions.

CHARTER ENROLLMENT SHARE BY REGION (2014–15 vs. 2025–26)

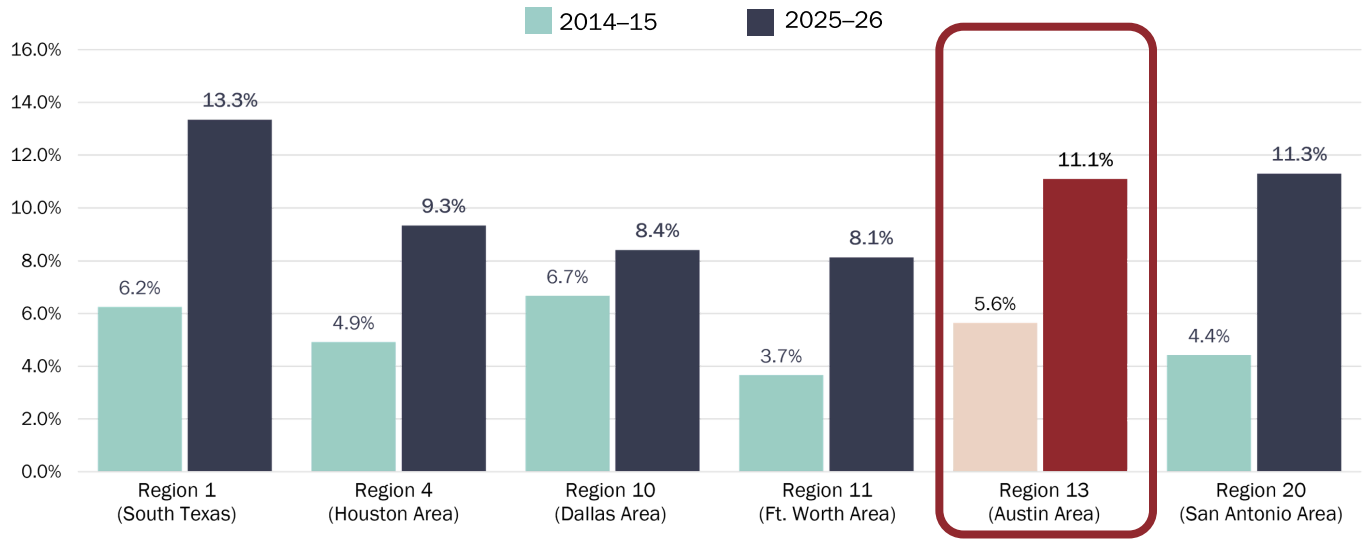

Regional shares reflect charter enrollment as a percentage of total public school enrollment within each region. The Leander ISD share is based on resident students.

REGIONAL PERSPECTIVE (2025–26)



TEXAS

8.2%

of public school students are enrolled in charter schools.

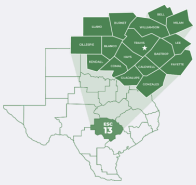

REGION 13

11.1%

of public school students are enrolled in charter schools.



LEANDER ISD

7.8%

of public school students are enrolled in charter schools.

REGION 13 TAKEAWAY

Charter schools enroll a larger share of public school students in Region 13 than statewide. At 11.1 percent, the regional share is nearly three percentage points above the Texas average. Among Leander ISD residents, the charter enrollment share is lower at 7.8 percent, but recent campus openings and expansions may narrow that difference.

Source: Texas Education Agency (TEA)

CHARTER SCHOOL ASSESSMENT

MAJOR CHARTER SYSTEM INDEX
AUSTIN-AREA ENROLLMENT

The charter systems shown below represent the primary networks serving students in Region 13. Quick Facts are based on 2025–26 data and are provided for reference and contextual comparison.

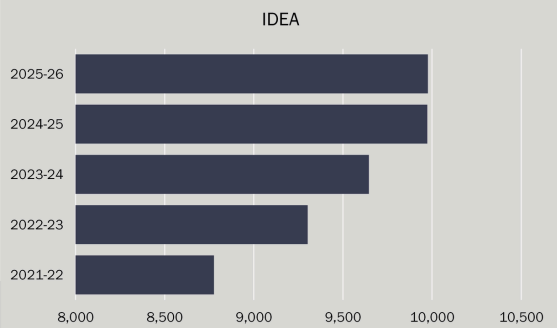

- Texas campuses: 123
- Austin–area campuses: 16
- PK–12

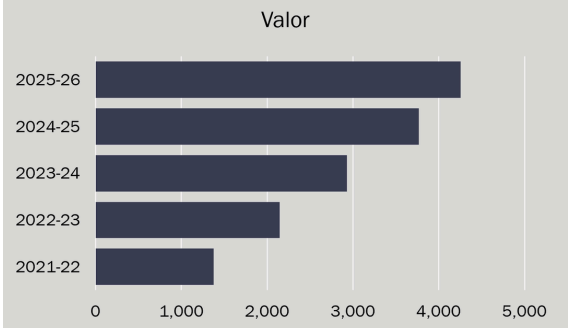

- Texas campuses: 6
- Austin–area campuses: 5
- KG–12

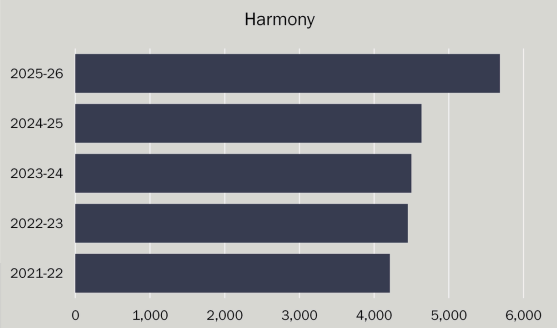

- Texas campuses: 63
- Austin–area campuses: 9
- PK–12

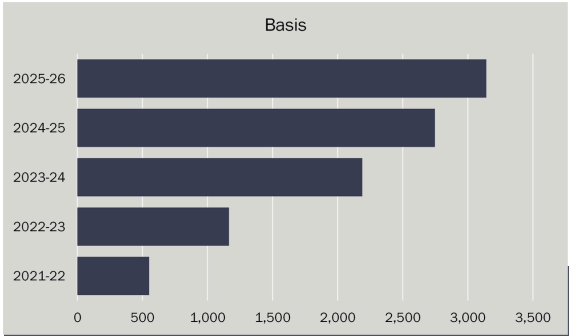

- Texas campuses: 20
- Austin–area campuses: 6 (See Note)
- KG–12

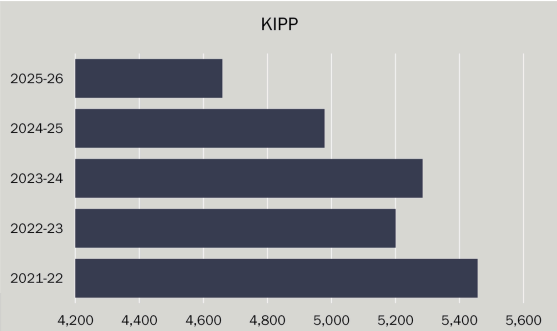

- Texas campuses: 56
- Austin–area campuses: 11
- PK–12

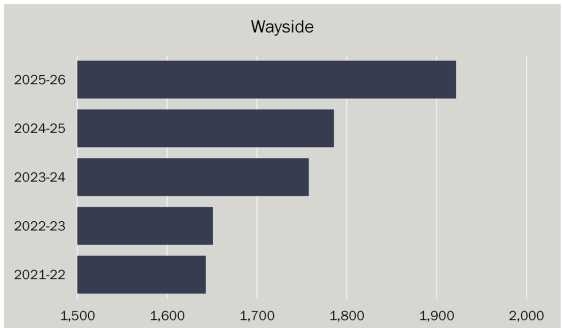

- Texas campuses: 4
- Austin–area campuses: 4
- PK–12

Note: With the opening of BASIS Leander and BASIS Leander Primary for the 2026–27 school year, the number of Austin-area BASIS campuses is now eight.

Source: Texas Education Agency (TEA)

Charter School Assessment

Student Enrollment Comparison Context
Major Charter Systems: 2021–22 to 2025–26

This comparison illustrates how major charter systems scale from statewide enrollment to regional presence and, ultimately, to enrollment among Leander ISD residents. Lighter bars represent earlier years, while darker bars represent more recent years, with the darkest shade indicating 2025–26.

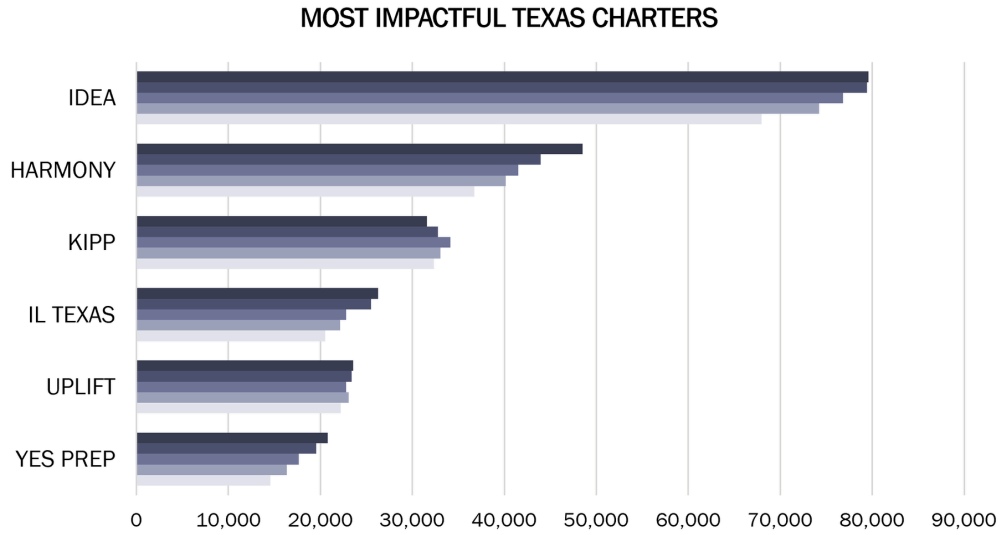

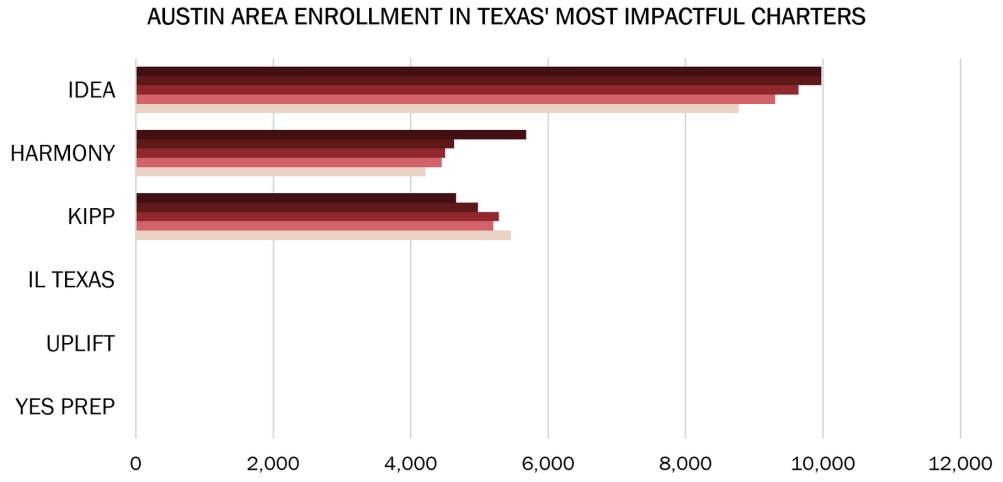

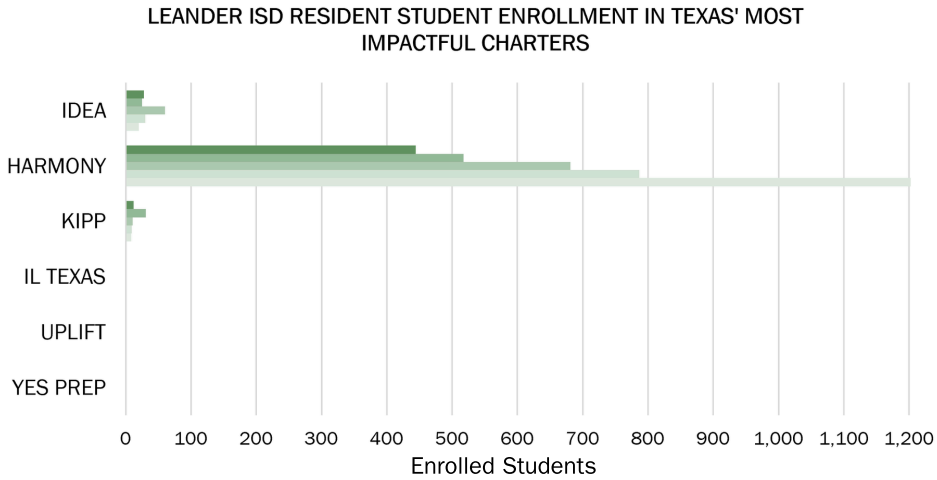

Source: Texas Education Agency (TEA)

Charter Schools

Statewide, charter school enrollment continues to expand, although the pace of growth has slowed in recent years. Despite this moderation, charter schools continue to increase enrollment competition for traditional public school districts as more resident students enroll in charter school options.

Between 2015–16 and 2025–26, Statewide charter school enrollment increased **81%**, while enrollment in ISDs decreased by **0.6%**.

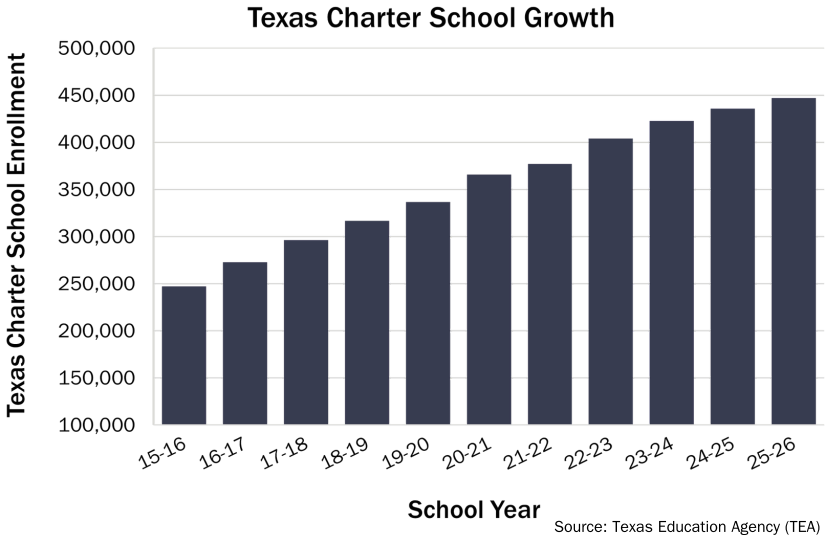

Charter school enrollment among Leander ISD residents has more than tripled over the past decade, increasing from approximately 1,100 students in 2015–16 to more than 3,750 in 2025–26. Growth was relatively gradual through the early years of the period but accelerated considerably after 2022–23. The largest annual increase occurred in 2025–26, when charter enrollment rose by more than 800 students. This recent acceleration indicates that charter schools are becoming an increasingly significant source of resident student attrition for Leander ISD, even as the pace of charter enrollment growth has moderated statewide.

The opening of the BASIS Leander campuses and continued expansion of Harmony Science Academy–Leander are expected to increase future charter school attrition. BASIS Leander introduces a nearby KG–8 option and is expected to add one high school grade each year until serving KG–12. Although some enrollment may shift from the existing BASIS Cedar Park campuses, the additional capacity and closer location are expected to attract more Leander ISD residents overall. Harmony Science Academy–Leander is also expanding beyond its initial elementary configuration, adding secondary grades annually and creating a full PK–12 pathway. As both charter systems build enrollment and extend their grade offerings, their impact on Leander ISD is expected to increase substantially.

The adjacent graph illustrates the annual number of LISD students transferring to nearby in-person charter schools. Additional information on the impact of charter schools on LISD is provided in Appendix 2. Transfers to virtual charter schools are discussed later in this report.

Nearly **8%** of LISD resident students were enrolled in area charter schools in 2025–26.

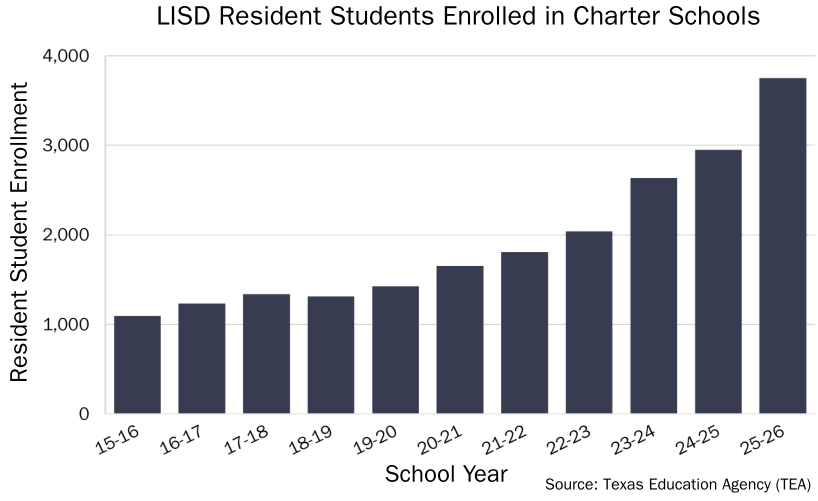

Charter School Expansion

The charter school market affecting Leander ISD has expanded substantially over the past decade. Fewer than 25 charter campuses enrolled Leander ISD residents in 2014–15, compared with more than 70 anticipated in 2026–27. During the same period, resident enrollment in charter schools increased from fewer than 1,000 students to approximately 3,750 in 2025–26 and is projected to exceed 5,200 in 2026–27.

Charter enrollment growth accelerated as large systems established campuses closer to Leander ISD families. Valor North Austin contributed to growth beginning in 2020–21, followed by the opening of BASIS Cedar Park and BASIS Cedar Park Primary in 2023–24 and Harmony Science Academy–Leander in 2025–26. The opening of BASIS Leander and BASIS Leander Primary is expected to produce another significant increase in 2026–27. Although some students may shift from existing charter campuses, the continued addition of nearby capacity and grade-level options is expected to increase overall charter school attrition from Leander ISD.

Evolution of the Charter School Market Impacting LISD, 2014–15 to 2026–27

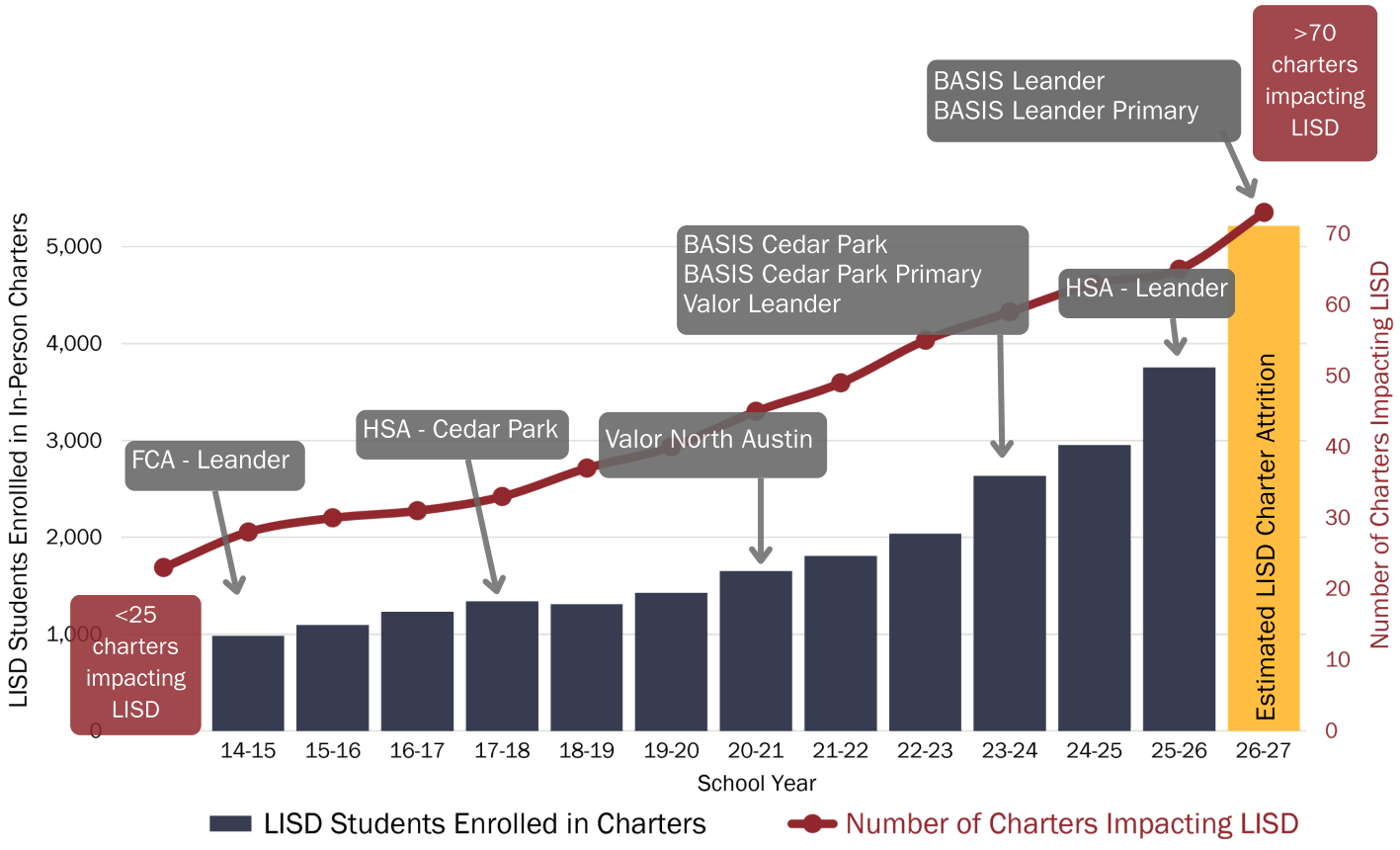

The 2026–27 bar is shown in yellow and represents estimated LISD resident student charter attrition. The BASIS Leander component is based on enrollment reported by BASIS administration. With the opening of BASIS Leander and BASIS Leander Primary, charter enrollment among Leander ISD residents is expected to exceed 5,200 students.

Note: Gray boxes highlight the most impactful charter systems and their year of entry into the Leander ISD market.

Source: Texas Education Agency (TEA)

Charter School Assessment

LISD Out-Transfers to Charter Systems

The tables on the following pages detail Leander ISD student out-transfers to individual charter systems and campuses over time. While major charter networks account for a portion of these transfers, the data show that enrollment losses are distributed across a wide range of charter systems and campuses, including smaller systems and individual schools. This dispersion indicates that charter-related enrollment impacts extend beyond the largest statewide and regional systems.

Receiving Charter Systems, 2014–15 to 2017–18

2014-15	
Charter In-Person	984
Charter Virtual	52
Charter Out-Transfer Total	**1,035**

Receiving Charter System	Total
TEXAS COLLEGE PREPARATORY ACADEMIE	437
HARMONY SCIENCE ACADEMY (AUSTIN)	189
PRIORITY CHARTER SCHOOLS	176
MERIDIAN WORLD SCHOOL LLC	86
ORENDA CHARTER SCHOOL	47
CHAPARRAL STAR ACADEMY	27
NYOS CHARTER SCHOOL	25
PREMIER HIGH SCHOOLS	18
JUBILEE ACADEMIC CENTER	10
AUSTIN DISCOVERY SCHOOL	6
UNIVERSITY OF TEXAS UNIVERSITY CHA	3
KIPP AUSTIN PUBLIC SCHOOLS INC	2
JOHN H WOOD JR PUBLIC CHARTER DIST	2
MONTESSORI FOR ALL	2
ACADEMY OF ACCELERATED LEARNING IN	1
THE EXCEL CENTER (FOR ADULTS)	1
SOUTHWEST SCHOOL	1
TEXAS EMPOWERMENT ACADEMY	1
Charter Out-Transfer Total	**1,035**

2015-16	
Charter In-Person	1,095
Charter Virtual	65
Charter Out-Transfer Total	**1,160**

Receiving Charter System	Total
TEXAS COLLEGE PREPARATORY ACADEMIE	477
HARMONY SCIENCE ACADEMY (AUSTIN)	205
PRIORITY CHARTER SCHOOLS	176
MERIDIAN WORLD SCHOOL LLC	108
ORENDA CHARTER SCHOOL	49
PREMIER HIGH SCHOOLS	39
CHAPARRAL STAR ACADEMY	32
NYOS CHARTER SCHOOL	23
JUBILEE ACADEMIC CENTER	19
THE EXCEL CENTER	9
AUSTIN DISCOVERY SCHOOL	8
UNIVERSITY OF TEXAS UNIVERSITY CHA	5
THE EXCEL CENTER (FOR ADULTS)	3
MONTESSORI FOR ALL	2
ACADEMY OF ACCELERATED LEARNING IN	1
SOUTHWEST SCHOOL	1
EAST AUSTIN COLLEGE PREP	1
KIPP AUSTIN PUBLIC SCHOOLS INC	1
CEDARS INTERNATIONAL ACADEMY	1
Charter Out-Transfer Total	**1,160**

2016-17	
Charter In-Person	1,223
Charter Virtual	53
Charter Out-Transfer Total	**1,276**

Receiving Charter System	Total
TEXAS COLLEGE PREPARATORY ACADEMIE	494
PRIORITY CHARTER SCHOOLS	230
HARMONY SCIENCE ACADEMY (AUSTIN)	219
MERIDIAN WORLD SCHOOL LLC	121
ORENDA CHARTER SCHOOL	51
PREMIER HIGH SCHOOLS	45
CHAPARRAL STAR ACADEMY	40
JUBILEE ACADEMIC CENTER	21
NYOS CHARTER SCHOOL	18
AUSTIN DISCOVERY SCHOOL	11
UNIVERSITY OF TEXAS UNIVERSITY CHA	5
THE EXCEL CENTER (FOR ADULTS)	4
MONTESSORI FOR ALL	4
KIPP AUSTIN PUBLIC SCHOOLS INC	3
THE EXCEL CENTER	3
WAYSIDE SCHOOLS	2
BETA ACADEMY	1
UNIVERSITY OF TEXAS ELEMENTARY CHA	1
IDEA PUBLIC SCHOOLS	1
CEDARS INTERNATIONAL ACADEMY	1
EAST AUSTIN COLLEGE PREP	1
Charter Out-Transfer Total	**1,276**

2017-18	
Charter In-Person	1,338
Charter Virtual	34
Charter Out-Transfer Total	**1,372**

Receiving Charter System	Total
TEXAS COLLEGE PREPARATORY ACADEMIE	493
HARMONY SCIENCE ACADEMY (AUSTIN)	197
PRIORITY CHARTER SCHOOLS	190
MERIDIAN WORLD SCHOOL LLC	167
ORENDA CHARTER SCHOOL	66
PREMIER HIGH SCHOOLS	43
GOODWATER MONTESSORI SCHOOL	42
CHAPARRAL STAR ACADEMY	42
NYOS CHARTER SCHOOL	32
JUBILEE ACADEMIES	22
UNIVERSITY OF TEXAS UNIVERSITY CHA	19
AUSTIN DISCOVERY SCHOOL	12
THE EXCEL CENTER (FOR ADULTS)	10
IDEA PUBLIC SCHOOLS	8
CEDARS INTERNATIONAL ACADEMY	6
WAYSIDE SCHOOLS	6
HARMONY SCIENCE ACAD (WACO)	5
THE EXCEL CENTER	4
MONTESSORI FOR ALL	3
KIPP AUSTIN PUBLIC SCHOOLS INC	3
INSPIRE ACADEMIES	2
Charter Out-Transfer Total	**1,372**

Source: Texas Education Agency (TEA)

Charter School Assessment

LISD Out-Transfers to Charter Systems *(continued)*

Receiving Charter Systems, 2018–19 to 2021–22

2018-19	
Charter In-Person	1,311
Charter Virtual	34
Charter Out-Transfer Total	**1,345**

Receiving Charter System	Total
TEXAS COLLEGE PREPARATORY ACADEMIE	474
HARMONY SCIENCE ACADEMY (AUSTIN)	215
MERIDIAN WORLD SCHOOL LLC	168
PRIORITY CHARTER SCHOOLS	149
ORENDA CHARTER SCHOOL	89
GOODWATER MONTESSORI SCHOOL	48
CHAPARRAL STAR ACADEMY	41
NYOS CHARTER SCHOOL	30
PREMIER HIGH SCHOOLS	26
JUBILEE ACADEMIES	24
AUSTIN DISCOVERY SCHOOL	15
UNIVERSITY OF TEXAS UNIVERSITY CHA	13
THE EXCEL CENTER (FOR ADULTS)	13
KIPP TEXAS PUBLIC SCHOOLS	10
CEDARS INTERNATIONAL ACADEMY	7
IDEA PUBLIC SCHOOLS	5
THE EXCEL CENTER	4
WAYSIDE SCHOOLS	3
AUSTIN ACHIEVE PUBLIC SCHOOLS	3
VALOR PUBLIC SCHOOLS	3
HARMONY SCIENCE ACAD (WACO)	2
INSPIRE ACADEMIES	2
LAKE GRANBURY ACADEMY CHARTER SCHO	1
Charter Out-Transfer Total	**1,345**

2019-20	
Charter In-Person	1,434
Charter Virtual	21
Charter Out-Transfer Total	**1,454**

Receiving Charter System	Total
TEXAS COLLEGE PREPARATORY ACADEMIE	500
HARMONY SCIENCE ACADEMY (AUSTIN)	266
MERIDIAN WORLD SCHOOL LLC	190
PRIORITY CHARTER SCHOOLS	150
ORENDA CHARTER SCHOOL	80
GOODWATER MONTESSORI SCHOOL	61
CHAPARRAL STAR ACADEMY	48
NYOS CHARTER SCHOOL	26
IDEA PUBLIC SCHOOLS	21
PREMIER HIGH SCHOOLS	19
JUBILEE ACADEMIES	17
KIPP TEXAS PUBLIC SCHOOLS	12
UNIVERSITY OF TEXAS UNIVERSITY CHA	12
CEDARS INTERNATIONAL ACADEMY	11
THE EXCEL CENTER (FOR ADULTS)	11
UNIVERSITY OF TEXAS AT AUSTIN H S	8
VALOR PUBLIC SCHOOLS	6
TEXAS EMPOWERMENT ACADEMY	5
AUSTIN DISCOVERY SCHOOL	3
WAYSIDE SCHOOLS	3
AUSTIN ACHIEVE PUBLIC SCHOOLS	3
UNIVERSITY OF TEXAS ELEMENTARY CHA	3
Charter Out-Transfer Total	**1,454**

2020-21	
Charter In-Person	1,663
Charter Virtual	33
Charter Out-Transfer Total	**1,696**

Receiving Charter System	Total
TEXAS COLLEGE PREPARATORY ACADEMIE	501
HARMONY SCIENCE ACADEMY (AUSTIN)	385
MERIDIAN WORLD SCHOOL LLC	209
PRIORITY CHARTER SCHOOLS	138
ORENDA CHARTER SCHOOL	82
VALOR PUBLIC SCHOOLS	71
IDEA PUBLIC SCHOOLS	56
BASIS TEXAS	42
CHAPARRAL STAR ACADEMY	41
GOODWATER MONTESSORI SCHOOL	34
NYOS CHARTER SCHOOL	26
KIPP TEXAS PUBLIC SCHOOLS	22
PREMIER HIGH SCHOOLS	20
THE EXCEL CENTER (FOR ADULTS)	16
JUBILEE ACADEMIES	15
UNIVERSITY OF TEXAS AT AUSTIN H S	10
CEDARS INTERNATIONAL ACADEMY	7
PROMESA PUBLIC SCHOOLS	6
WAYSIDE SCHOOLS	5
TEXAS EMPOWERMENT ACADEMY	4
UNIVERSITY OF TEXAS UNIVERSITY CHA	3
UNIVERSITY OF TEXAS ELEMENTARY CHA	3
AUSTIN DISCOVERY SCHOOL	3
Charter Out-Transfer Total	**1,696**

2021-22	
Charter In-Person	1,808
Charter Virtual	31
Charter Out-Transfer Total	**1,839**

Receiving Charter System	Total
TEXAS COLLEGE PREPARATORY ACADEMIES	539
HARMONY PUBLIC SCHOOLS - CENTRAL TEXAS	444
MERIDIAN WORLD SCHOOL LLC	236
PRIORITY CHARTER SCHOOLS	129
BASIS TEXAS	120
VALOR PUBLIC SCHOOLS	74
ORENDA CHARTER SCHOOL	62
GOODWATER MONTESSORI SCHOOL	41
UNIVERSITY OF TEXAS AT AUSTIN H S	36
IDEA PUBLIC SCHOOLS	28
PREMIER HIGH SCHOOLS	24
CHAPARRAL STAR ACADEMY	22
NYOS CHARTER SCHOOL	18
KIPP TEXAS PUBLIC SCHOOLS	12
TEXAS TECH UNIVERSITY K-12	10
JUBILEE ACADEMIES	10
GREAT HEARTS TEXAS	4
THE EXCEL CENTER - FOR ADULTS	4
AUSTIN DISCOVERY SCHOOL	4
TEXAS EMPOWERMENT ACADEMY	4
VALERE PUBLIC SCHOOLS	4
UNIVERSITY OF TEXAS UNIVERSITY CHARTER SCHOOL	4
CEDARS INTERNATIONAL ACADEMY	4
UNIVERSITY OF TEXAS ELEMENTARY CHARTER SCHOOL	2
ADVANTAGE ACADEMY	2
AUSTIN ACHIEVE PUBLIC SCHOOLS	1
WAYSIDE SCHOOLS	1
Charter Out-Transfer Total	**1,839**

Receiving Charter Systems, 2022–23 to 2025–26

2022-23	
Charter In-Person	2,063
Charter Virtual	51
Charter Out-Transfer Total	**2,114**

Receiving Charter System	Total
TEXAS COLLEGE PREPARATORY ACADEMIES	533
HARMONY PUBLIC SCHOOLS - CENTRAL TEXAS	518
MERIDIAN WORLD SCHOOL LLC	259
BASIS TEXAS	201
PRIORITY CHARTER SCHOOLS	109
VALOR PUBLIC SCHOOLS	94
ORENDA CHARTER SCHOOL	73
CHAPARRAL STAR ACADEMY	42
NYOS CHARTER SCHOOL	38
GOODWATER MONTESSORI SCHOOL	37
PREMIER HIGH SCHOOLS	32
THE EXCEL CENTER (FOR ADULTS)	32
KIPP TEXAS PUBLIC SCHOOLS	31
IDEA PUBLIC SCHOOLS	25
UNIVERSITY OF TEXAS AT AUSTIN H S	25
JUBILEE ACADEMIES	10
AUSTIN DISCOVERY SCHOOL	8
UNIVERSITY OF TEXAS UNIVERSITY CHARTER SCHOOL	7
GREAT HEARTS TEXAS	7
VALERE PUBLIC SCHOOLS	6
TEXAS TECH UNIVERSITY K-12	5
TEXAS EMPOWERMENT ACADEMY	5
UNIVERSITY OF TEXAS ELEMENTARY CHARTER SCHOOL	3
MONTESSORI FOR ALL	3
WAYSIDE SCHOOLS	3
AUSTIN ACHIEVE PUBLIC SCHOOLS	3
SOMERSET ACADEMIES OF TEXAS	2
CEDARS INTERNATIONAL ACADEMY	2
TEXAS PREPARATORY SCHOOL	2
Charter Out-Transfer Total	**2,114**

2023-24	
Charter In-Person	2,668
Charter Virtual	50
Charter Out-Transfer Total	**2,718**

Receiving Charter System	Total
HARMONY PUBLIC SCHOOLS - CENTRAL TEXAS	681
BASIS TEXAS	611
TEXAS COLLEGE PREPARATORY ACADEMIES	511
VALOR PUBLIC SCHOOLS	339
MERIDIAN WORLD SCHOOL LLC	265
IDEA PUBLIC SCHOOLS	60
ORENDA CHARTER SCHOOL	55
UNIVERSITY OF TEXAS AT AUSTIN H S	35
PREMIER HIGH SCHOOLS	33
GOODWATER MONTESSORI SCHOOL	24
CHAPARRAL STAR ACADEMY	22
NYOS CHARTER SCHOOL	20
GREAT HEARTS TEXAS	11
KIPP TEXAS PUBLIC SCHOOLS	11
JUBILEE ACADEMIES	9
TEXAS EMPOWERMENT ACADEMY	6
CEDARS INTERNATIONAL ACADEMY	6
TEXAS TECH UNIVERSITY K-12	4
UNIVERSITY OF TEXAS UNIVERSITY CHARTER SCHOOL	3
THE EXCEL CENTER (FOR ADULTS)	3
AUSTIN DISCOVERY SCHOOL	2
PRIORITY CHARTER SCHOOLS	2
TEXAS PREPARATORY SCHOOL	1
SOMERSET ACADEMIES OF TEXAS	1
MONTESSORI FOR ALL	1
UNIVERSITY OF TEXAS ELEMENTARY CHARTER SCHOOL	1
AUSTIN ACHIEVE PUBLIC SCHOOLS	1
Charter Out-Transfer Total	**2,718**

2024-25	
Charter In-Person	2,951
Charter Virtual	140
Charter Out-Transfer Total	**3,090**

Receiving Charter System	Total
BASIS TEXAS	797
HARMONY PUBLIC SCHOOLS - CENTRAL TEXAS	787
TEXAS COLLEGE PREPARATORY ACADEMIES	534
VALOR EDUCATION	377
MERIDIAN WORLD SCHOOL LLC	263
UNIVERSITY OF TEXAS AT AUSTIN H S	63
ORENDA CHARTER SCHOOL	53
PREMIER HIGH SCHOOLS	36
CHAPARRAL STAR ACADEMY	31
IDEA PUBLIC SCHOOLS	30
NYOS CHARTER SCHOOL	26
GREAT HEARTS TEXAS	22
GOODWATER MONTESSORI SCHOOL	15
TEXAS TECH UNIVERSITY K-12	13
KIPP TEXAS PUBLIC SCHOOLS	9
THE EXCEL CENTER (FOR ADULTS)	9
TEXAS EMPOWERMENT ACADEMY	6
CEDARS INTERNATIONAL ACADEMY	5
AUSTIN ACHIEVE PUBLIC SCHOOLS	3
TEXAS PREPARATORY SCHOOL	2
UNIVERSITY OF TEXAS ELEMENTARY CHARTER SCHOOL	2
PRIORITY CHARTER SCHOOLS	2
MONTESSORI FOR ALL	1
SOMERSET ACADEMIES OF TEXAS	1
AUSTIN DISCOVERY SCHOOL	1
UNIVERSITY OF TEXAS UNIVERSITY CHARTER SCHOOL	1
Charter Out-Transfer Total	**3,090**

2025-26	
Charter In-Person	3,751
Charter Virtual	150
Charter Out-Transfer Total	**3,902**

Receiving Charter System	Total
HARMONY PUBLIC SCHOOLS - CENTRAL TEXAS	1214
BASIS TEXAS	947
VALOR EDUCATION	593
TEXAS COLLEGE PREPARATORY ACADEMIES	551
MERIDIAN WORLD SCHOOL LLC	266
UNIVERSITY OF TEXAS AT AUSTIN H S	58
ORENDA CHARTER SCHOOL	47
CHAPARRAL STAR ACADEMY	33
PREMIER HIGH SCHOOLS	33
NYOS CHARTER SCHOOL	28
GREAT HEARTS TEXAS	23
IDEA PUBLIC SCHOOLS	20
THE TEXAS GIRLS SCHOOL	18
THE EXCEL CENTER (FOR ADULTS)	15
TEXAS TECH UNIVERSITY K-12	13
KIPP TEXAS PUBLIC SCHOOLS	8
TEXAS EMPOWERMENT ACADEMY	6
GOODWATER MONTESSORI SCHOOL	5
HARMONY PUBLIC SCHOOLS - HOUSTON SOUTH	5
CEDARS INTERNATIONAL ACADEMY	4
AUSTIN ACHIEVE PUBLIC SCHOOLS	4
UNIVERSITY OF TEXAS UNIVERSITY CHARTER SCHOOL	4
TEXAS WORKS	4
UNIVERSITY OF TEXAS ELEMENTARY CHARTER SCHOOL	2
MONTESSORI FOR ALL	1
Charter Out-Transfer Total	**3,902**

Source: Texas Education Agency (TEA)

Charter School Assessment

LISD Out-Transfers to Charter Campuses

Receiving Charter Campuses, 2014–15 to 2017–18

2014-15	
Charter In-Person	984
Charter Virtual	52
Charter Out-Transfer Total	**1,035**

Receiving Charter Campus	Total
FOUNDERS CLASSICAL ACADEMY OF LEAN	385
LEANDER CHARTER ACADEMY	173
HARMONY SCHOOL OF POLITICAL SCIENC	147
MERIDIAN WORLD SCHOOL LLC	86
TEXAS VIRTUAL ACADEMY	52
GATEWAY COLLEGE PREPARATORY SCHOOL	36
CHAPARRAL STAR ACADEMY	27
HARMONY SCHOOL OF SCIENCE - AUSTIN	21
NYOS CHARTER SCHOOL	18
PREMIER H S OF NORTH AUSTIN	15
GATEWAY H S	11
HARMONY SCHOOL OF EXCELLENCE	10
WELLS BRANCH LEADERSHIP ACADEMY	10
Charters enrolling >10 LISD students	42
Charter Out-Transfer Total	**1,035**

2015-16	
Charter In-Person	1,095
Charter Virtual	65
Charter Out-Transfer Total	**1,160**

Receiving Charter Campus	Total
FOUNDERS CLASSICAL ACADEMY OF LEAN	443
HARMONY SCHOOL OF POLITICAL SCIENC	172
CEDAR PARK CHARTER ACADEMY	171
MERIDIAN WORLD SCHOOL LLC	108
GATEWAY COLLEGE PREPARATORY SCHOOL	38
RESPONSIVE EDUCATION VIRTUAL LEARN	34
CHAPARRAL STAR ACADEMY	32
TEXAS VIRTUAL ACADEMY	27
WELLS BRANCH LEADERSHIP ACADEMY	19
HARMONY SCHOOL OF SCIENCE - AUSTIN	18
NYOS CHARTER SCHOOL	15
PREMIER H S OF NORTH AUSTIN	12
GATEWAY TECH H S	11
Charters enrolling >10 LISD students	60
Charter Out-Transfer Total	**1,160**

2016-17	
Charter In-Person	1,223
Charter Virtual	53
Charter Out-Transfer Total	**1,276**

Receiving Charter Campus	Total
FOUNDERS CLASSICAL ACADEMY OF LEAN	461
CEDAR PARK CHARTER ACADEMY	230
HARMONY SCHOOL OF POLITICAL SCI AN	167
MERIDIAN WORLD SCHOOL LLC	121
CHAPARRAL STAR ACADEMY	40
GATEWAY COLLEGE PREPARATORY SCHOOL	40
RESPONSIVE EDUCATION VIRTUAL LEARN	30
WELLS BRANCH LEADERSHIP ACADEMY	21
TEXAS VIRTUAL ACADEMY	21
HARMONY SCIENCE ACADEMY-PFLUGERVIL	18
PREMIER H S OF NORTH AUSTIN	17
HARMONY SCHOOL OF SCIENCE - AUSTIN	15
NYOS CHARTER SCHOOL	12
GATEWAY TECH H S	11
AUSTIN DISCOVERY SCH	11
Charters enrolling >10 LISD students	60
Charter Out-Transfer Total	**1,276**

2017-18	
Charter In-Person	1,338
Charter Virtual	34
Charter Out-Transfer Total	**1,372**

Receiving Charter Campus	Total
FOUNDERS CLASSICAL ACADEMY OF LEAN	479
CEDAR PARK CHARTER ACADEMY	190
MERIDIAN WORLD SCHOOL LLC	167
HARMONY SCIENCE ACADEMY - CEDAR PA	88
HARMONY SCHOOL OF POLITICAL SCIENC	69
GATEWAY COLLEGE PREPARATORY SCHOOL	45
GOODWATER MONTESSORI SCHOOL	42
CHAPARRAL STAR ACADEMY	42
NYOS CHARTER SCHOOL	25
JUBILEE WELLS BRANCH	22
GATEWAY TECH H S	20
TEXAS VIRTUAL ACADEMY	20
HARMONY SCIENCE ACADEMY-PFLUGERVIL	18
PREMIER H S OF NORTH AUSTIN	17
RESPONSIVE EDUCATION VIRTUAL LEARN	14
AUSTIN DISCOVERY SCH	12
GEORGETOWN BEHAVIORAL HEALTH INSTI	11
THE EXCEL CENTER (FOR ADULTS)	10
Charters enrolling >10 LISD students	81
Charter Out-Transfer Total	**1,372**

Receiving Charter Campuses, 2018–19 to 2021–22

2018-19	
Charter In-Person	1,311
Charter Virtual	34
Charter Out-Transfer Total	**1,345**

Receiving Charter Campus	Total
FOUNDERS CLASSICAL ACADEMY OF LEAN	450
MERIDIAN WORLD SCHOOL LLC	168
CEDAR PARK CHARTER ACADEMY	141
HARMONY SCIENCE ACADEMY - CEDAR PA	88
HARMONY SCHOOL OF ENDEAVOR AUSTIN	76
GATEWAY COLLEGE PREPARATORY SCHOOL	74
GOODWATER MONTESSORI SCHOOL	48
CHAPARRAL STAR ACADEMY	41
JUBILEE WELLS BRANCH	24
NYOS CHARTER SCHOOL	23
RESPONSIVE EDUCATION VIRTUAL LEARN	20
HARMONY SCIENCE ACADEMY-PFLUGERVIL	20
GATEWAY TECH H S	16
AUSTIN DISCOVERY SCH	15
ISCHOOL VIRTUAL ACADEMY OF TEXAS	14
THE EXCEL CENTER (FOR ADULTS)	13
PREMIER H S OF NORTH AUSTIN	12
HARMONY SCIENCE ACADEMY - AUSTIN	11
Charters enrolling >10 LISD students	93
Charter Out-Transfer Total	**1,345**

2019-20	
Charter In-Person	1,434
Charter Virtual	21
Charter Out-Transfer Total	**1,454**

Receiving Charter Campus	Total
FOUNDERS CLASSICAL ACADEMY OF LEAN	487
MERIDIAN WORLD SCHOOL LLC	190
CEDAR PARK CHARTER ACADEMY	140
HARMONY SCIENCE ACADEMY - CEDAR PA	130
HARMONY SCHOOL OF ENDEAVOR AUSTIN	90
GATEWAY COLLEGE PREPARATORY SCHOOL	67
GOODWATER MONTESSORI SCHOOL	61
CHAPARRAL STAR ACADEMY	48
HARMONY SCIENCE ACADEMY-PFLUGERVIL	20
NYOS CHARTER SCHOOL	18
JUBILEE WELLS BRANCH	17
GATEWAY TECH H S	13
HARMONY SCHOOL OF SCIENCE - AUSTIN	11
THE EXCEL CENTER (FOR ADULTS)	11
PREMIER H S ONLINE	11
GEORGETOWN CHARTER ACADEMY	10
ISCHOOL VIRTUAL ACADEMY OF TEXAS	10
Charters enrolling >10 LISD students	122
Charter Out-Transfer Total	**1,454**

2020-21	
Charter In-Person	1,663
Charter Virtual	33
Charter Out-Transfer Total	**1,696**

Receiving Charter Campus	Total
FOUNDERS CLASSICAL ACADEMY OF LEAN	472
MERIDIAN WORLD SCHOOL LLC	209
HARMONY SCIENCE ACADEMY - CEDAR PA	203
HARMONY SCHOOL OF ENDEAVOR AUSTIN	131
CEDAR PARK CHARTER ACADEMY	131
VALOR NORTH AUSTIN	68
GATEWAY COLLEGE PREPARATORY SCHOOL	66
CHAPARRAL STAR ACADEMY	41
BASIS AUSTIN PRI	39
GOODWATER MONTESSORI SCHOOL	34
IDEA ROUND ROCK TECH ACADEMY	28
ISCHOOL VIRTUAL ACADEMY OF TEXAS	24
HARMONY SCIENCE ACADEMY-PFLUGERVIL	20
THE EXCEL CENTER (FOR ADULTS)	16
GATEWAY TECH H S	16
NYOS CHARTER SCHOOL	15
JUBILEE WELLS BRANCH	15
HARMONY SCHOOL OF SCIENCE - AUSTIN	14
KIPP AUSTIN COMUNIDAD	12
PREMIER H S OF NORTH AUSTIN	11
HARMONY SCIENCE ACADEMY - AUSTIN	11
NYOS - MAGNOLIA MCCULLOUGH CAMPUS	10
UNIVERSITY OF TEXAS AT AUSTIN H S	10
Charters enrolling >10 LISD students	100
Charter Out-Transfer Total	**1,696**

2021-22	
Charter In-Person	1,808
Charter Virtual	31
Charter Out-Transfer Total	**1,839**

Receiving Charter Campus	Total
FOUNDERS CLASSICAL ACADEMY OF LEANDER	493
MERIDIAN WORLD SCHOOL LLC	236
HARMONY SCIENCE ACADEMY - CEDAR PARK	223
HARMONY SCHOOL OF ENDEAVOR AUSTIN	161
CEDAR PARK CHARTER ACADEMY	129
VALOR NORTH AUSTIN	69
BASIS AUSTIN	54
GATEWAY COLLEGE PREPARATORY SCHOOL	51
BASIS AUSTIN PRI	44
GOODWATER MONTESSORI SCHOOL	41
UNIVERSITY OF TEXAS AT AUSTIN H S	36
HARMONY SCIENCE ACADEMY-PFLUGERVILLE	30
CHAPARRAL STAR ACADEMY	22
BASIS SAN ANTONIO PRI - NORTHEAST CAMPUS	19
VISTA ACADEMY OF AUSTIN-MUELLER	18
PREMIER H S ONLINE	13
HARMONY SCHOOL OF SCIENCE - AUSTIN	13
HARMONY SCIENCE ACADEMY - AUSTIN	13
GATEWAY TECH H S	11
FOUNDERS CLASSICAL ACADEMY	11
TEXAS TECH UNIVERSITY K-12	10
NYOS CHARTER SCHOOL	10
JUBILEE WELLS BRANCH	10
Charters enrolling >10 LISD students	119
Charter Out-Transfer Total	**1,839**

Source: Texas Education Agency (TEA)

Charter School Assessment

LISD Out-Transfers to Charter Campuses *(continued)*

Receiving Charter Campuses, 2022–23 to 2025–26

2022-23	
Charter In-Person	2,063
Charter Virtual	51
Charter Out-Transfer Total	**2,114**

Receiving Charter Campus	Total
FOUNDERS CLASSICAL ACADEMY OF LEANDER	469
HARMONY SCIENCE ACADEMY - CEDAR PARK	304
MERIDIAN WORLD SCHOOL LLC	259
HARMONY SCHOOL OF ENDEAVOR AUSTIN	166
CEDAR PARK CHARTER ACADEMY	106
VALOR NORTH AUSTIN	94
BASIS PFLUGERVILLE PRI	76
GATEWAY COLLEGE PREPARATORY SCHOOL	64
BASIS AUSTIN	63
CHAPARRAL STAR ACADEMY	42
GOODWATER MONTESSORI SCHOOL	37
BASIS AUSTIN PRI	36
NYOS - MAGNOLIA MCCULLOUGH CAMPUS	35
THE EXCEL CENTER (FOR ADULTS)	32
FOUNDERS CLASSICAL ACADEMY-AUSTIN NORTH	26
HARMONY SCIENCE ACADEMY-PFLUGERVILLE	25
UNIVERSITY OF TEXAS AT AUSTIN H S	25
BASIS PFLUGERVILLE	24
PREMIER H S ONLINE	18
FOUNDERS CLASSICAL ACADEMY-ONLINE	14
PREMIER HIGH SCHOOL-AUSTIN WELLS BRANCH	12
HARMONY SCHOOL OF SCIENCE - AUSTIN	11
JUBILEE WELLS BRANCH	10
KIPP AUSTIN COMUNIDAD	10
Charters enrolling >10 LISD students	158
Charter Out-Transfer Total	**2,114**

2023-24	
Charter In-Person	2,668
Charter Virtual	50
Charter Out-Transfer Total	**2,718**

Receiving Charter Campus	Total
FOUNDERS CLASSICAL ACADEMY OF LEANDER	467
HARMONY SCIENCE ACADEMY - CEDAR PARK	373
BASIS CEDAR PARK PRI	344
MERIDIAN WORLD SCHOOL LLC	265
VALOR LEANDER	240
HARMONY SCHOOL OF ENDEAVOR AUSTIN	237
VALOR NORTH AUSTIN	99
BASIS CEDAR PARK	88
BASIS AUSTIN	64
BASIS AUSTIN PRI	63
GATEWAY COLLEGE PREPARATORY SCHOOL	50
HARMONY SCIENCE ACADEMY-PFLUGERVILLE	41
BASIS PFLUGERVILLE PRI	36
UNIVERSITY OF TEXAS AT AUSTIN H S	35
GOODWATER MONTESSORI SCHOOL	24
CHAPARRAL STAR ACADEMY	22
PREMIER H S ONLINE	18
FOUNDERS CLASSICAL ACADEMY-ONLINE	15
HARMONY SCHOOL OF SCIENCE - AUSTIN	15
BASIS PFLUGERVILLE	14
IDEA ROUND ROCK TECH ACADEMY	12
PREMIER HIGH SCHOOL-AUSTIN WELLS BRANCH	12
NYOS LAMAR SECONDARY	12
HARMONY SCHOOL OF INNOVATION - AUSTIN	11
IDEA ROUND ROCK TECH COLLEGE PREPARATORY	10
Charters enrolling >10 LISD students	148
Charter Out-Transfer Total	**2,718**

2024-25	
Charter In-Person	2,951
Charter Virtual	140
Charter Out-Transfer Total	**3,090**

Receiving Charter Campus	Total
FOUNDERS CLASSICAL ACADEMY OF LEANDER	498
HARMONY SCIENCE ACADEMY - CEDAR PARK	451
BASIS CEDAR PARK PRI	443
VALOR LEANDER	268
MERIDIAN WORLD SCHOOL LLC	263
HARMONY SCHOOL OF ENDEAVOR AUSTIN	258
BASIS CEDAR PARK	182
VALOR NORTH AUSTIN	102
BASIS AUSTIN PRI	77
UNIVERSITY OF TEXAS AT AUSTIN H S	63
GATEWAY COLLEGE PREPARATORY SCHOOL	51
BASIS AUSTIN	49
HARMONY SCIENCE ACADEMY-PFLUGERVILLE	35
CHAPARRAL STAR ACADEMY	31
HARMONY SCHOOL OF SCIENCE - AUSTIN	28
BASIS PFLUGERVILLE PRI	24
ISCHOOL VIRTUAL ACADEMY OF TEXAS	18
PREMIER H S ONLINE	16
PREMIER HIGH SCHOOL-AUSTIN WELLS BRANCH	16
BASIS PFLUGERVILLE	16
RESPONSIVEED - ONLINE	15
GOODWATER MONTESSORI SCHOOL	15
NYOS LAMAR EL	14
TEXAS TECH UNIVERSITY K-12	13
NYOS LAMAR SECONDARY	12
GREAT HEARTS ONLINE - TX	12
IDEA ROUND ROCK TECH ACADEMY	11
HARMONY SCHOOL OF INNOVATION - AUSTIN	11
Charters enrolling >10 LISD students	92
Charter Out-Transfer Total	**3,090**

2025-26	
Charter In-Person	3,751
Charter Virtual	150
Charter Out-Transfer Total	**3,902**

Receiving Charter Campus	Total
FOUNDERS CLASSICAL ACADEMY OF LEANDER	514
VALOR LEANDER	475
BASIS CEDAR PARK PRI	465
HARMONY SCIENCE ACADEMY - CEDAR PARK	441
HARMONY SCIENCE ACADEMY - LEANDER	382
BASIS CEDAR PARK	280
MERIDIAN WORLD SCHOOL LLC	266
HARMONY SCHOOL OF ENDEAVOR AUSTIN	249
VALOR NORTH AUSTIN	114
BASIS AUSTIN PRI	75
BASIS AUSTIN	69
HARMONY SCIENCE ACADEMY - GEORGETOWN	63
UNIVERSITY OF TEXAS AT AUSTIN H S	58
GATEWAY COLLEGE PREPARATORY SCHOOL	41
CHAPARRAL STAR ACADEMY	33
BASIS PFLUGERVILLE PRI	32
HARMONY SCHOOL OF SCIENCE - AUSTIN	27
PREMIER H S ONLINE	26
RESPONSIVEED - ONLINE	26
HARMONY SCIENCE ACADEMY-PFLUGERVILLE	24
THE TEXAS GIRLS SCHOOL	18
HARMONY SCHOOL OF EXCELLENCE - AUSTIN	16
NYOS LAMAR EL	15
THE EXCEL CENTER (FOR ADULTS)	15
BASIS PFLUGERVILLE	14
TEXAS TECH UNIVERSITY K-12	13
NYOS LAMAR SECONDARY	13
GREAT HEARTS ONLINE - TX	13
HARMONY SCHOOL OF INNOVATION - AUSTIN	12
ISCHOOL VIRTUAL ACADEMY OF TEXAS	11
Charters enrolling >10 LISD students	100
Charter Out-Transfer Total	**3,902**

Source: Texas Education Agency (TEA)

Other ISDs Assessment

This section examines student transfers between Leander ISD and other Texas public school districts to provide context on interdistrict enrollment patterns within the public school system. While these transfers account for a relatively modest share of overall student movement compared to charter schools and other alternative education options, they reflect routine public school mobility among neighboring districts and help clarify the scale, direction, and net enrollment effects of interdistrict transfers on Leander ISD.

LISD Out-Transfers to Other ISDs

The tables below and on the following pages introduce Leander ISD out-transfers to Texas public school districts, a component not previously addressed in the AEO assessment. This data provides important context on student mobility beyond traditional alternative education options and helps illustrate the full spectrum of enrollment losses experienced by the District.

Receiving Districts, 2014–15 to 2017–18

2014-15	
Other ISD In-Person	435
Other ISD Virtual	1
Other ISD Out-Transfer Total	**436**

Receiving District	Total
LIBERTY HILL ISD	181
ROUND ROCK ISD	142
LAKE TRAVIS ISD	25
AUSTIN ISD	25
LAGO VISTA ISD	20
EANES ISD	9
GEORGETOWN ISD	6
HUTTO ISD	5
PFLUGERVILLE ISD	5
LEANDER ISD	3
DRIPPING SPRINGS ISD	3
BOERNE ISD	1
JARRELL ISD	1
GRAPEVINE-COLLEYVILLE ISD	1
DALLAS ISD	1
FLORENCE ISD	1
RED OAK ISD	1
MULLIN ISD	1
AXTELL ISD	1
TAYLOR ISD	1
WEST ISD	1
WIMBERLEY ISD	1
Other ISD Out-Transfer Total	**436**

2015-16	
Other ISD In-Person	421
Other ISD Virtual	1
Other ISD Out-Transfer Total	**422**

Receiving District	Total
ROUND ROCK ISD	154
LIBERTY HILL ISD	151
LAGO VISTA ISD	33
LAKE TRAVIS ISD	25
AUSTIN ISD	23
EANES ISD	9
PFLUGERVILLE ISD	7
HUTTO ISD	5
GEORGETOWN ISD	3
FLORENCE ISD	3
JARRELL ISD	2
LEANDER ISD	2
TAYLOR ISD	1
RICE CISD	1
GRAPEVINE-COLLEYVILLE ISD	1
WIMBERLEY ISD	1
BRYAN ISD	1
Other ISD Out-Transfer Total	**422**

2016-17	
Other ISD In-Person	452
Other ISD Virtual	0
Other ISD Out-Transfer Total	**452**

Receiving District	Total
LIBERTY HILL ISD	157
ROUND ROCK ISD	141
AUSTIN ISD	42
LAGO VISTA ISD	34
LAKE TRAVIS ISD	27
EANES ISD	18
PFLUGERVILLE ISD	9
HUTTO ISD	7
GEORGETOWN ISD	5
JARRELL ISD	2
FLORENCE ISD	2
DRIPPING SPRINGS ISD	1
BURNET CISD	1
TERRELL ISD	1
BRYAN ISD	1
DEL VALLE ISD	1
WIMBERLEY ISD	1
MARBLE FALLS ISD	1
LEANDER ISD	0
Other ISD Out-Transfer Total	**452**

2017-18	
Other ISD In-Person	440
Other ISD Virtual	3
Other ISD Out-Transfer Total	**444**

Receiving District	Total
ROUND ROCK ISD	159
LIBERTY HILL ISD	103
AUSTIN ISD	49
LAKE TRAVIS ISD	27
LAGO VISTA ISD	18
PFLUGERVILLE ISD	15
EANES ISD	15
GEORGETOWN ISD	8
HUTTO ISD	7
LAMPASAS ISD	6
LEANDER ISD	5
BURNET CISD	4
JARRELL ISD	4
MANOR ISD	4
FLORENCE ISD	4
GRAPEVINE-COLLEYVILLE ISD	3
AXTELL ISD	3
THORNDALE ISD	2
DRIPPING SPRINGS ISD	2
TAYLOR ISD	2
SPRING BRANCH ISD	1
DEL VALLE ISD	1
BRYAN ISD	1
Other ISD Out-Transfer Total	**444**

Source: Texas Education Agency (TEA)

Other ISDs Assessment

LISD Out-Transfers to Other ISDs *(continued)*

Receiving Districts, 2018–19 to 2021–22

2018-19	
Other ISD In-Person	477
Other ISD Virtual	37
Other ISD Out-Transfer Total	**514**

Receiving District	Total
ROUND ROCK ISD	155
LIBERTY HILL ISD	115
AUSTIN ISD	67
HALLSVILLE ISD	28
LAGO VISTA ISD	28
EANES ISD	23
LAKE TRAVIS ISD	19
PFLUGERVILLE ISD	14
GEORGETOWN ISD	10
GRAPEVINE-COLLEYVILLE ISD	9
HUTTO ISD	8
BURNET CISD	7
LEANDER ISD	6
LAMPASAS ISD	6
DRIPPING SPRINGS ISD	4
KILLEEN ISD	3
MARBLE FALLS ISD	3
JARRELL ISD	2
WEST ISD	2
SPRING BRANCH ISD	2
DEL VALLE ISD	1
AXTELL ISD	1
Other ISD Out-Transfer Total	**514**

2019-20	
Other ISD In-Person	458
Other ISD Virtual	75
Other ISD Out-Transfer Total	**533**

Receiving District	Total
ROUND ROCK ISD	172
LIBERTY HILL ISD	95
AUSTIN ISD	61
HALLSVILLE ISD	49
LAGO VISTA ISD	23
LAKE TRAVIS ISD	18
EANES ISD	18
TEXARKANA ISD	14
GEORGETOWN ISD	13
GRAPEVINE-COLLEYVILLE ISD	12
PFLUGERVILLE ISD	9
MARBLE FALLS ISD	8
LAMPASAS ISD	6
LEANDER ISD	5
FLORENCE ISD	4
DRIPPING SPRINGS ISD	4
JARRELL ISD	4
AXTELL ISD	3
BURNET CISD	2
MANOR ISD	2
COPPERAS COVE ISD	2
WEST ISD	2
KILLEEN ISD	2
DUNCANVILLE ISD	2
SPRING BRANCH ISD	2
RICE CISD	1
DEL VALLE ISD	1
Other ISD Out-Transfer Total	**533**

2020-21	
Other ISD In-Person	479
Other ISD Virtual	118
Other ISD Out-Transfer Total	**597**

Receiving District	Total
ROUND ROCK ISD	179
HALLSVILLE ISD	96
LIBERTY HILL ISD	82
AUSTIN ISD	59
LAGO VISTA ISD	36
GEORGETOWN ISD	24
LAKE TRAVIS ISD	23
GRAPEVINE-COLLEYVILLE ISD	15
PFLUGERVILLE ISD	14
EANES ISD	13
LAMPASAS ISD	11
MARBLE FALLS ISD	9
DRIPPING SPRINGS ISD	8
TEXARKANA ISD	7
FLORENCE ISD	4
WIMBERLEY ISD	4
MANOR ISD	2
LEXINGTON ISD	2
HUTTO ISD	2
BURNET CISD	2
DUNCANVILLE ISD	2
KILLEEN ISD	2
WEST ISD	2
DEL VALLE ISD	1
Other ISD Out-Transfer Total	**597**

2021-22	
Other ISD In-Person	383
Other ISD Virtual	123
Other ISD Out-Transfer Total	**506**

Receiving District	Total
ROUND ROCK ISD	160
HALLSVILLE ISD	86
LIBERTY HILL ISD	59
AUSTIN ISD	51
LAGO VISTA ISD	30
GRAPEVINE-COLLEYVILLE ISD	23
EANES ISD	20
GEORGETOWN ISD	19
LAKE TRAVIS ISD	13
ROSCOE COLLEGIATE ISD	12
PFLUGERVILLE ISD	6
COMAL ISD	3
LAMPASAS ISD	3
HUTTO ISD	3
MANOR ISD	3
BURNET CISD	3
BASTROP ISD	3
TEXARKANA ISD	2
TAYLOR ISD	2
DEL VALLE ISD	2
DRIPPING SPRINGS ISD	1
DALLAS ISD	1
DICKINSON ISD	1
Other ISD Out-Transfer Total	**506**

Receiving Districts, 2022–23 to 2025–26

2022-23	
Other ISD In-Person	383
Other ISD Virtual	132
Other ISD Out-Transfer Total	**515**

Receiving District	Total
ROUND ROCK ISD	143
LIBERTY HILL ISD	68
HALLSVILLE ISD	62
AUSTIN ISD	51
ROSCOE COLLEGIATE ISD	24
KARNES CITY ISD	24
EANES ISD	23
GRAPEVINE-COLLEYVILLE ISD	19
LAGO VISTA ISD	19
GEORGETOWN ISD	15
LAKE TRAVIS ISD	15
PFLUGERVILLE ISD	11
HUTTO ISD	10
DRIPPING SPRINGS ISD	6
TAYLOR ISD	5
TEXARKANA ISD	4
SALADO ISD	3
WIMBERLEY ISD	3
MANOR ISD	2
COMAL ISD	2
DENTON ISD	2
DEL VALLE ISD	2
BRYAN ISD	1
Other ISD Out-Transfer Total	**515**

2023-24	
Other ISD In-Person	348
Other ISD Virtual	154
Other ISD Out-Transfer Total	**502**

Receiving District	Total
ROUND ROCK ISD	152
HALLSVILLE ISD	68
LIBERTY HILL ISD	57
AUSTIN ISD	50
GRAPEVINE-COLLEYVILLE ISD	30
ROSCOE COLLEGIATE ISD	29
FORT STOCKTON ISD	25
EANES ISD	18
LAGO VISTA ISD	17
LAKE TRAVIS ISD	15
GEORGETOWN ISD	13
PFLUGERVILLE ISD	10
TAYLOR ISD	4
TEXARKANA ISD	2
CHILTON ISD	2
SALADO ISD	2
JARRELL ISD	2
LEANDER ISD	1
DEL VALLE ISD	1
AXTELL ISD	1
HUTTO ISD	1
RICE CISD	1
HOUSTON ISD	1
Other ISD Out-Transfer Total	**502**

2024-25	
Other ISD In-Person	422
Other ISD Virtual	213
Other ISD Out-Transfer Total	**635**

Receiving District	Total
ROUND ROCK ISD	189
LIBERTY HILL ISD	86
HALLSVILLE ISD	79
FORT STOCKTON ISD	66
AUSTIN ISD	43
ROSCOE COLLEGIATE ISD	35
GRAPEVINE-COLLEYVILLE ISD	32
LAGO VISTA ISD	30
LAKE TRAVIS ISD	19
EANES ISD	19
GEORGETOWN ISD	10
PFLUGERVILLE ISD	10
HUTTO ISD	5
TAYLOR ISD	3
AXTELL ISD	2
THRALL ISD	2
CHILTON ISD	1
TEXARKANA ISD	1
DEL VALLE ISD	1
BURNET CISD	1
Other ISD Out-Transfer Total	**635**

2025-26	
Other ISD In-Person	528
Other ISD Virtual	221
Other ISD Out-Transfer Total	**748**

Receiving District	Total
ROUND ROCK ISD	313
LIBERTY HILL ISD	81
HALLSVILLE ISD	74
FORT STOCKTON ISD	63
ROSCOE COLLEGIATE ISD	53
AUSTIN ISD	46
GRAPEVINE-COLLEYVILLE ISD	28
LAGO VISTA ISD	20
EANES ISD	18
LAKE TRAVIS ISD	11
PFLUGERVILLE ISD	10
GEORGETOWN ISD	9
HUTTO ISD	6
TEXARKANA ISD	3
HOUSTON ISD	2
THRALL ISD	2
LAMPASAS ISD	2
CHILTON ISD	1
TAYLOR ISD	1
MANOR ISD	1
HAYS CISD	1
EVERMAN ISD	1
DALLAS ISD	1
AXTELL ISD	1
Other ISD Out-Transfer Total	**748**

Source: Texas Education Agency (TEA)

Other ISDs Assessment

LISD In-Transfers by Sending Districts

The tables below show in-transfers to Leander ISD from other Texas public school districts and are included to provide context for interdistrict student movement. Paired with out-transfer data, it highlights the two-way nature of ISD transfers and helps separate public school mobility from alternative education impacts.

Sending Districts, 2014–15 to 2017–18

2014-15	
In-Transfer Total	239

Sending District	Total
ROUND ROCK ISD	124
LIBERTY HILL ISD	32
PFLUGERVILLE ISD	18
GEORGETOWN ISD	14
AUSTIN ISD	13
LAKE TRAVIS ISD	8
LAGO VISTA ISD	7
BURNET CISD	7
Other ISDs Sending <5	15
In-Transfer Total	239

2015-16	
In-Transfer Total	245

Sending District	Total
ROUND ROCK ISD	125
LIBERTY HILL ISD	35
PFLUGERVILLE ISD	28
GEORGETOWN ISD	13
LAKE TRAVIS ISD	10
AUSTIN ISD	10
LAGO VISTA ISD	7
BURNET CISD	7
Other ISDs Sending <5	11
In-Transfer Total	245

2016-17	
In-Transfer Total	242

Sending District	Total
ROUND ROCK ISD	117
LIBERTY HILL ISD	38
PFLUGERVILLE ISD	20
GEORGETOWN ISD	14
LAKE TRAVIS ISD	12
AUSTIN ISD	10
BURNET CISD	8
LAGO VISTA ISD	7
Other ISDs Sending <5	14
In-Transfer Total	242

2017-18	
In-Transfer Total	247

Sending District	Total
ROUND ROCK ISD	101
LIBERTY HILL ISD	32
GEORGETOWN ISD	26
PFLUGERVILLE ISD	24
BURNET CISD	13
LAKE TRAVIS ISD	9
AUSTIN ISD	8
LAGO VISTA ISD	6
LEANDER ISD	5
Other ISDs Sending <5	23
In-Transfer Total	247

Sending Districts, 2018–19 to 2021–22

2018-19	
In-Transfer Total	278

Sending District	Total
ROUND ROCK ISD	107
LIBERTY HILL ISD	41
GEORGETOWN ISD	30
PFLUGERVILLE ISD	29
BURNET CISD	13
LAGO VISTA ISD	11
AUSTIN ISD	11
LAKE TRAVIS ISD	10
LEANDER ISD	6
Other ISDs Sending <5	17
In-Transfer Total	278

2019-20	
In-Transfer Total	294

Sending District	Total
ROUND ROCK ISD	107
LIBERTY HILL ISD	47
GEORGETOWN ISD	31
PFLUGERVILLE ISD	28
LAGO VISTA ISD	15
AUSTIN ISD	13
BURNET CISD	13
LAKE TRAVIS ISD	11
LEANDER ISD	5
Other ISDs Sending <5	24
In-Transfer Total	294

2020-21	
In-Transfer Total	263

Sending District	Total
ROUND ROCK ISD	91
LIBERTY HILL ISD	47
GEORGETOWN ISD	35
PFLUGERVILLE ISD	23
LAGO VISTA ISD	13
BURNET CISD	12
LAKE TRAVIS ISD	9
AUSTIN ISD	7
Other ISDs Sending <5	25
In-Transfer Total	263

2021-22	
In-Transfer Total	224

Sending District	Total
ROUND ROCK ISD	65
LIBERTY HILL ISD	58
GEORGETOWN ISD	29
PFLUGERVILLE ISD	19
LAGO VISTA ISD	11
BURNET CISD	10
AUSTIN ISD	5
JARRELL ISD	4
Other ISDs Sending <5	28
In-Transfer Total	224

Sending Districts, 2022–23 to 2025–26

2022-23	
In-Transfer Total	310

Sending District	Total
ROUND ROCK ISD	80
LIBERTY HILL ISD	57
GEORGETOWN ISD	46
PFLUGERVILLE ISD	25
LAGO VISTA ISD	20
AUSTIN ISD	14
BURNET CISD	13
LAKE TRAVIS ISD	8
JARRELL ISD	6
MANOR ISD	5
Other ISDs Sending <5	42
In-Transfer Total	310

2023-24	
In-Transfer Total	304

Sending District	Total
LIBERTY HILL ISD	85
ROUND ROCK ISD	60
GEORGETOWN ISD	43
LAGO VISTA ISD	19
AUSTIN ISD	17
BURNET CISD	15
PFLUGERVILLE ISD	15
LAKE TRAVIS ISD	14
HUTTO ISD	8
JARRELL ISD	5
Other ISDs Sending <5	21
In-Transfer Total	304

2024-25	
In-Transfer Total	315

Sending District	Total
LIBERTY HILL ISD	83
ROUND ROCK ISD	67
GEORGETOWN ISD	36
LAGO VISTA ISD	24
BURNET CISD	16
AUSTIN ISD	16
LAKE TRAVIS ISD	14
JARRELL ISD	12
PFLUGERVILLE ISD	12
HUTTO ISD	6
LAMPASAS ISD	6
Other ISDs Sending <5	21
In-Transfer Total	315

2025-26	
In-Transfer Total	306

Sending District	Total
LIBERTY HILL ISD	91
ROUND ROCK ISD	64
GEORGETOWN ISD	35
LAGO VISTA ISD	26
AUSTIN ISD	14
BURNET CISD	13
PFLUGERVILLE ISD	13
HUTTO ISD	10
JARRELL ISD	10
LAMPASAS ISD	8
LAKE TRAVIS ISD	6
Other ISDs Sending <5	14
In-Transfer Total	306

Source: Texas Education Agency (TEA)

Other ISDs Assessment

LISD In-Transfers by Receiving Campus

The tables below and on the following pages build on the in-transfer analysis by showing how students transferring into Leander ISD are distributed across receiving campuses, allowing the reader to assess where in-transfers are concentrated and how interdistrict mobility affects individual schools.

LISD Receiving Campuses, 2014–15 to 2017–18

2014-15	
In-Transfer Total	239

Receiving LISD Campus	Total
PARKSIDE EL	17
FLORENCE W STILES MIDDLE	13
CHARLOTTE COX EL	13
CEDAR PARK MIDDLE	12
CEDAR PARK H S	11
VISTA RIDGE H S	9
ROUSE H S	9
LEANDER H S	9
KNOX WILEY MIDDLE	9
ARTIE L HENRY MIDDLE	8
ADA MAE FAUBION EL	8
RONALD REAGAN EL	7
C C MASON EL	7
PATRICIA KNOWLES EL	7
OFFICER LEONARD A REED EL	7
RUTLEDGE EL	7
PLEASANT HILL EL	6
GRANDVIEW HILLS EL	6
FOUR POINTS MIDDLE	6
LEANDER MIDDLE	6
RUNNING BRUSHY MIDDLE	6
JIM PLAIN EL	6
WESTSIDE EL	6
WILLIAM J WINKLEY EL	6
STEINER RANCH EL	6
VANDEGRIFT H S	5
PAULINE NAUMANN EL	5
CANYON RIDGE MIDDLE	5
LISD Campuses Receiving <5	18
In-Transfer Total	239

2015-16	
In-Transfer Total	245

Receiving LISD Campus	Total
ARTIE L HENRY MIDDLE	13
ROUSE H S	12
CEDAR PARK H S	11
FLORENCE W STILES MIDDLE	11
RONALD REAGAN EL	11
ADA MAE FAUBION EL	11
VISTA RIDGE H S	11
CHARLOTTE COX EL	10
CEDAR PARK MIDDLE	9
LEANDER MIDDLE	9
LAURA WELCH BUSH EL	8
WILLIAM J WINKLEY EL	8
PLEASANT HILL EL	8
RUTLEDGE EL	8
FOUR POINTS MIDDLE	8
VANDEGRIFT H S	7
LEANDER H S	6
CANYON RIDGE MIDDLE	6
OFFICER LEONARD A REED EL	6
JIM PLAIN EL	6
KNOX WILEY MIDDLE	6
RUNNING BRUSHY MIDDLE	5
PATRICIA KNOWLES EL	5
GRANDVIEW HILLS EL	5
PARKSIDE EL	5
STEINER RANCH EL	5
BAGDAD EL	5
LISD Campuses Receiving <5	30
In-Transfer Total	245

2016-17	
In-Transfer Total	242

Receiving LISD Campus	Total
FLORENCE W STILES MIDDLE	14
VISTA RIDGE H S	12
PARKSIDE EL	11
ROUSE H S	11
ARTIE L HENRY MIDDLE	10
CEDAR PARK H S	10
RONALD REAGAN EL	10
VANDEGRIFT H S	10
KNOX WILEY MIDDLE	10
ADA MAE FAUBION EL	9
LAURA WELCH BUSH EL	9
LEANDER MIDDLE	8
RUTLEDGE EL	8
PLEASANT HILL EL	8
LEANDER H S	8
WILLIAM J WINKLEY EL	8
CEDAR PARK MIDDLE	7
BAGDAD EL	7
C C MASON EL	6
OFFICER LEONARD A REED EL	6
CHARLOTTE COX EL	6
CANYON RIDGE MIDDLE	6
RUNNING BRUSHY MIDDLE	5
CHRISTINE CAMACHO EL	5
LISD Campuses Receiving <5	35
In-Transfer Total	242

2017-18	
In-Transfer Total	247

Receiving LISD Campus	Total
ROUSE H S	18
PLEASANT HILL EL	13
VISTA RIDGE H S	13
RONALD REAGAN EL	12
CEDAR PARK MIDDLE	12
CEDAR PARK H S	10
LEANDER H S	10
ADA MAE FAUBION EL	9
C C MASON EL	9
LEANDER MIDDLE	9
ARTIE L HENRY MIDDLE	9
WHITESTONE EL	8
RUTLEDGE EL	8
FOUR POINTS MIDDLE	8
FLORENCE W STILES MIDDLE	8
PARKSIDE EL	6
WILLIAM J WINKLEY EL	6
VANDEGRIFT H S	6
LAURA WELCH BUSH EL	5
GRANDVIEW HILLS EL	5
CHRISTINE CAMACHO EL	5
CHARLOTTE COX EL	5
WILLIAMSON CO ACADEMY	5
RUNNING BRUSHY MIDDLE	5
CYPRESS EL	5
LISD Campuses Receiving <5	40
In-Transfer Total	247

Source: Texas Education Agency (TEA)

LISD In-Transfers by Receiving Campus *(continued)*

LISD Receiving Campuses, 2018–19 to 2021–22

2018-19	
In-Transfer Total	278

Receiving LISD Campus	Total
LEANDER H S	15
ROUSE H S	14
VISTA RIDGE H S	14
RONALD REAGAN EL	13
WILLIAM J WINKLEY EL	13
CEDAR PARK MIDDLE	13
PLEASANT HILL EL	11
ARTIE L HENRY MIDDLE	11
GRANDVIEW HILLS EL	10
KNOX WILEY MIDDLE	10
RUTLEDGE EL	9
FLORENCE W STILES MIDDLE	9
PAULINE NAUMANN EL	8
MONTA JANE AKIN EL	8
CEDAR PARK H S	8
VANDEGRIFT H S	8
CANYON RIDGE MIDDLE	6
CHRISTINE CAMACHO EL	6
RUNNING BRUSHY MIDDLE	6
WILLIAMSON CO ACADEMY	6
LEANDER MIDDLE	6
C C MASON EL	5
CYPRESS EL	5
PARKSIDE EL	5
CHARLOTTE COX EL	5
FOUR POINTS MIDDLE	5
GLENN H S	5
ADA MAE FAUBION EL	5
WHITESTONE EL	5
LISD Campuses Receiving <5	35
In-Transfer Total	278

2019-20	
In-Transfer Total	294

Receiving LISD Campus	Total
RONALD REAGAN EL	20
ROUSE H S	20
VISTA RIDGE H S	19
PLEASANT HILL EL	13
CEDAR PARK MIDDLE	13
CEDAR PARK H S	13
WILLIAM J WINKLEY EL	12
KNOX WILEY MIDDLE	12
RUNNING BRUSHY MIDDLE	12
RUTLEDGE EL	11
VANDEGRIFT H S	11
FLORENCE W STILES MIDDLE	8
ARTIE L HENRY MIDDLE	8
C C MASON EL	7
CANYON RIDGE MIDDLE	7
LEANDER H S	7
CHARLOTTE COX EL	5
STEINER RANCH EL	5
MONTA JANE AKIN EL	5
PATRICIA KNOWLES EL	5
WILLIAMSON CO ACADEMY	5
GLENN H S	5
CYPRESS EL	5
LEANDER MIDDLE	5
LISD Campuses Receiving <5	60
In-Transfer Total	294

2020-21	
In-Transfer Total	263

Receiving LISD Campus	Total
RONALD REAGAN EL	19
ROUSE H S	19
VANDEGRIFT H S	16
VISTA RIDGE H S	16
PLEASANT HILL EL	15
CEDAR PARK MIDDLE	15
LEANDER H S	12
STACY KAYE DANIELSON MIDDLE	11
CEDAR PARK H S	11
WILLIAM J WINKLEY EL	9
FLORENCE W STILES MIDDLE	9
RUTLEDGE EL	8
RUNNING BRUSHY MIDDLE	8
KNOX WILEY MIDDLE	7
C C MASON EL	7
GLENN H S	7
ARTIE L HENRY MIDDLE	7
PARKSIDE EL	5
MONTA JANE AKIN EL	5
CYPRESS EL	5
CHARLOTTE COX EL	5
LISD Campuses Receiving <5	47
In-Transfer Total	263

2021-22	
In-Transfer Total	224

Receiving LISD Campus	Total
VISTA RIDGE H S	15
MONTA JANE AKIN EL	14
PLEASANT HILL EL	13
CEDAR PARK H S	12
KNOX WILEY MIDDLE	12
ROUSE H S	11
RUTLEDGE EL	10
WILLIAM J WINKLEY EL	9
VANDEGRIFT H S	9
ARTIE L HENRY MIDDLE	8
BAGDAD EL	8
LARKSPUR EL	8
CEDAR PARK MIDDLE	8
STACY KAYE DANIELSON MIDDLE	7
RONALD REAGAN EL	7
FOUR POINTS MIDDLE	7
RUNNING BRUSHY MIDDLE	6
PARKSIDE EL	6
TARVIN EL	5
LISD Campuses Receiving <5	48
In-Transfer Total	224

LISD Receiving Campuses, 2022–23 to 2025–26

2022-23	
In-Transfer Total	310

Receiving LISD Campus	Total
VISTA RIDGE H S	17
ARTIE L HENRY MIDDLE	16
STACY KAYE DANIELSON MIDDLE	14
FLORENCE W STILES MIDDLE	14
ROUSE H S	14
PARKSIDE EL	13
CEDAR PARK MIDDLE	13
CYPRESS EL	11
JIM PLAIN EL	11
VANDEGRIFT H S	11
LEANDER H S	11
CEDAR PARK H S	11
MONTA JANE AKIN EL	9
PLEASANT HILL EL	9
WILLIAM J WINKLEY EL	8
RONALD REAGAN EL	8
RUTLEDGE EL	8
RUNNING BRUSHY MIDDLE	8
BAGDAD EL	8
RIVER PLACE EL	6
CHRISTINE CAMACHO EL	6
TARVIN EL	6
GLENN H S	6
KNOX WILEY MIDDLE	6
FOUR POINTS MIDDLE	6
PAULINE NAUMANN EL	5
DEER CREEK EL	5
CANYON RIDGE MIDDLE	5
WHITESTONE EL	5
LISD Campuses Receiving <5	41
In-Transfer Total	310

2023-24	
In-Transfer Total	304

Receiving LISD Campus	Total
MONTA JANE AKIN EL	16
VISTA RIDGE H S	15
PLEASANT HILL EL	14
ARTIE L HENRY MIDDLE	13
PARKSIDE EL	13
FLORENCE W STILES MIDDLE	13
GLENN H S	12
ROUSE H S	11
JIM PLAIN EL	11
RUNNING BRUSHY MIDDLE	10
RONALD REAGAN EL	10
KNOX WILEY MIDDLE	9
CANYON RIDGE MIDDLE	9
STACY KAYE DANIELSON MIDDLE	9
CEDAR PARK MIDDLE	9
TARVIN EL	9
CEDAR PARK H S	8
VANDEGRIFT H S	7
LARKSPUR EL	6
WILLIAM J WINKLEY EL	6
LEANDER H S	6
OFFICER LEONARD A REED EL	6
RUTLEDGE EL	6
PAULINE NAUMANN EL	6
CYPRESS EL	6
CHRISTINE CAMACHO EL	5
WESTSIDE EL	5
EARLY COLLEGE H S	5
DEER CREEK EL	5
LISD Campuses Receiving <5	44
In-Transfer Total	304

2024-25	
In-Transfer Total	315

Receiving LISD Campus	Total
GLENN H S	19
VISTA RIDGE H S	17
ROUSE H S	16
RONALD REAGAN EL	14
MONTA JANE AKIN EL	13
ARTIE L HENRY MIDDLE	13
PARKSIDE EL	13
CHRISTINE CAMACHO EL	11
KNOX WILEY MIDDLE	10
CYPRESS EL	10
RUNNING BRUSHY MIDDLE	10
FLORENCE W STILES MIDDLE	10
CEDAR PARK H S	10
LARKSPUR EL	9
JIM PLAIN EL	9
PLEASANT HILL EL	8
STACY KAYE DANIELSON MIDDLE	8
BAGDAD EL	8
OFFICER LEONARD A REED EL	7
VANDEGRIFT H S	7
TARVIN EL	7
CEDAR PARK MIDDLE	7
LEANDER H S	7
RUTLEDGE EL	6
CANYON RIDGE MIDDLE	6
EARLY COLLEGE H S	5
STEINER RANCH EL	5
LISD Campuses Receiving <5	48
In-Transfer Total	315

2025-26	
In-Transfer Total	306

Receiving LISD Campus	Total
ROUSE H S	21
GLENN H S	17
VISTA RIDGE H S	17
RONALD REAGAN EL	15
PLEASANT HILL EL	14
ARTIE L HENRY MIDDLE	13
FLORENCE W STILES MIDDLE	11
KNOX WILEY MIDDLE	10
PAULINE NAUMANN EL	10
CEDAR PARK H S	9
LARKSPUR EL	9
VANDEGRIFT H S	9
CHRISTINE CAMACHO EL	9
LEANDER H S	9
MONTA JANE AKIN EL	8
CEDAR PARK MIDDLE	8
TARVIN EL	8
STACY KAYE DANIELSON MIDDLE	8
RUNNING BRUSHY MIDDLE	8
OFFICER LEONARD A REED EL	8
BAGDAD EL	6
PARKSIDE EL	6
WILLIAM J WINKLEY EL	5
DONALD LEWIS HISLE	5
JIM PLAIN EL	5
LISD Campuses Receiving <5	58
In-Transfer Total	306

Source: Texas Education Agency (TEA)

Other ISDs Assessment

Net Enrollment Effects of Interdistrict Transfers

TEA data indicate that approximately 1.1 percent of students residing within Leander ISD attend other school districts. Although LISD also receives students from surrounding districts, inbound transfers have remained below outbound transfers throughout the period shown. In 2025–26, outbound transfers increased to their highest level in more than a decade, widening the District's net enrollment loss through interdistrict mobility. The accompanying year-over-year chart illustrates the changing relationship between inbound and outbound transfers.

Leander ISD Interdistrict Transfer Trends, 2015–16 to 2025–26

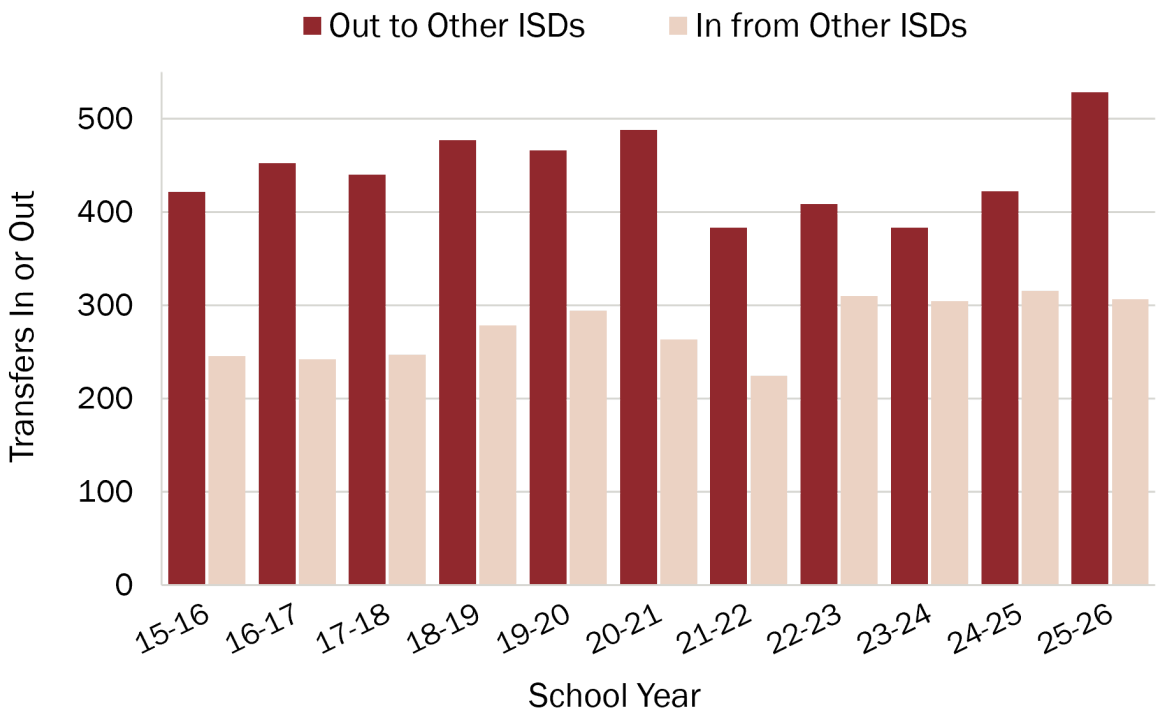

Outbound transfers have exceeded inbound transfers in every year shown, with the net enrollment loss widening to approximately 225 students in 2025–26.

Source: Texas Education Agency (TEA)

Other ISDs Assessment

Interdistrict Transfer Activity Between Neighboring Districts, 2025–26

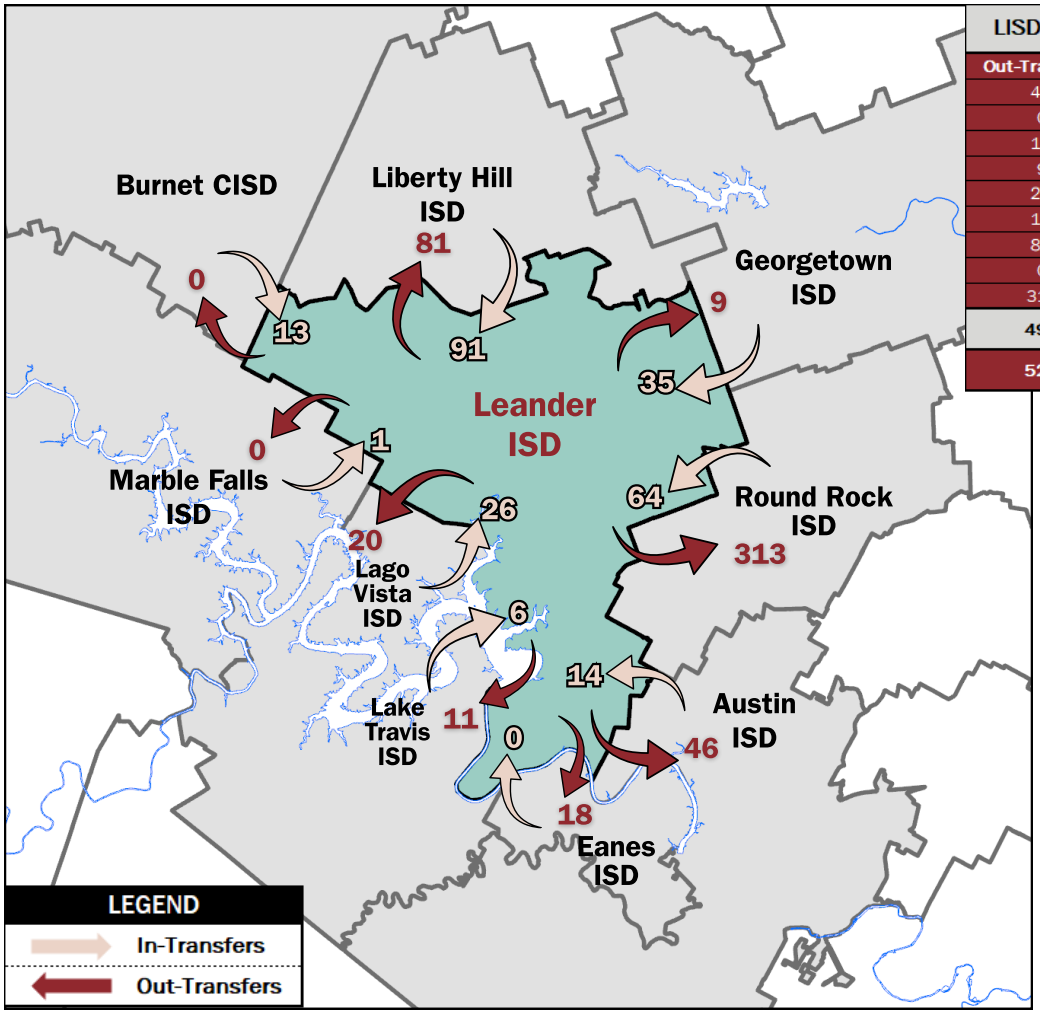

LISD Interdistrict In-Person Student Transfers		
Out-Transfers	**Other ISD**	**In-Transfers**
46	Austin ISD	14
0	Burnet CISD	13
18	Eanes ISD	0
9	Georgetown ISD	35
20	Lago Vista ISD	26
11	Lake Travis ISD	6
81	Liberty Hill ISD	91
0	Marble Falls ISD	1
313	Round Rock ISD	64
498	Interdistrict Transfers with Neighboring Districts	**251**
528	Total Interdistrict Student Transfers	**306**

Among LISD resident students transferring out, 94.3% attend neighboring ISDs in person. Conversely, 81.9% of nonresident students transferring into LISD come from neighboring districts.

Student mobility between Leander ISD and neighboring districts has become an increasingly important component of the District's enrollment profile.

Source: Texas Education Agency (TEA)

This page intentionally left blank.

Virtual School Assessment

Virtual Enrollment Continues to Accelerate Within Texas Public Schools

Full-time virtual public school enrollment in Texas has expanded dramatically over the past decade, increasing nearly 500 percent from nearly 12,000 students in 2014–15 to nearly 70,000 in 2025–26. Virtual enrollment has also captured a growing share of the statewide public school market. While virtual enrollment was once concentrated primarily in charter-operated programs, ISD-operated virtual enrollment grew 1,163 percent between 2014–15 and 2025–26, reflecting a significant shift in the composition of Texas virtual education.

Virtual Enrollment Represents a Growing Share of Texas Public School Enrollment

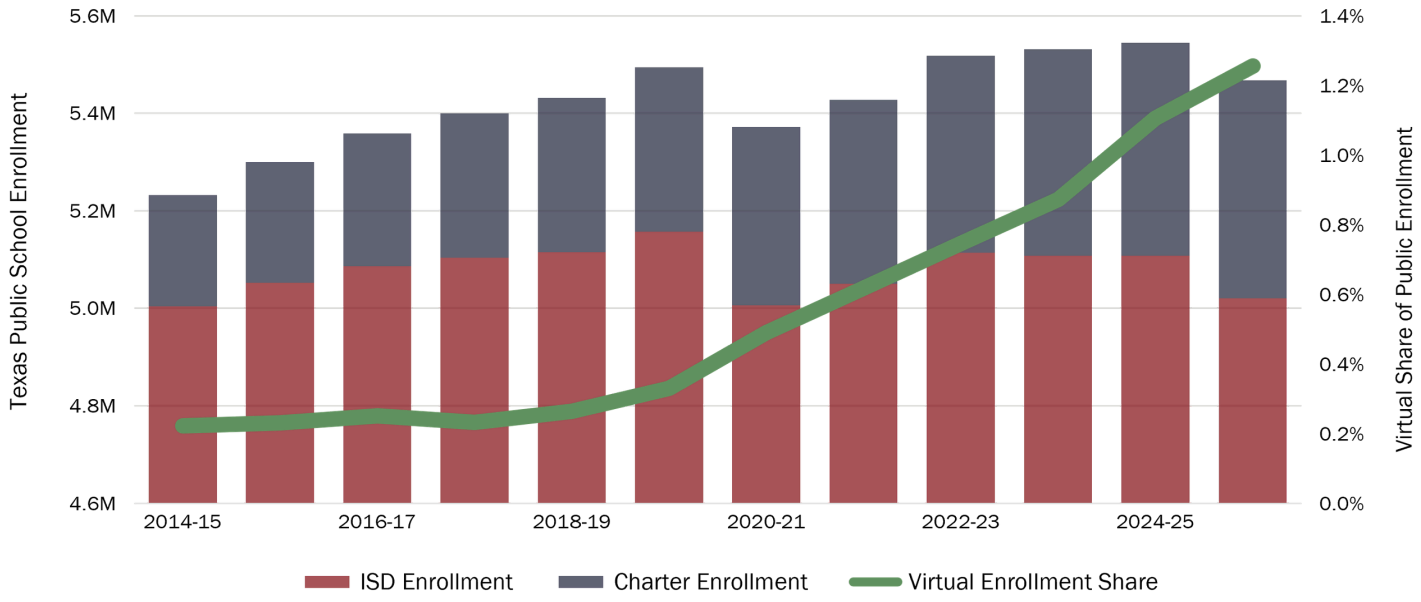

Virtual Enrollment Growth 2014 to 2025

Full-Time Virtual Enrollment +488%

ISD-Operated Virtual Enrollment +1,163%

Source: Texas Education Agency (TEA)

Statewide Demographic Trends

Virtual School Expansion in Texas

Full-time virtual public school enrollment in Texas has increased dramatically over the past decade, rising approximately 500 percent from nearly 12,000 students statewide in 2014–15 to nearly 70,000 in 2025–26. Before 2017–18, enrollment was concentrated primarily in charter-operated programs. Since then, enrollment in ISD-operated virtual programs has grown approximately 1,200 percent, surpassing charter-operated enrollment and reshaping the virtual school landscape. This shift reflects broader program availability, increasing acceptance of virtual instruction, and growing demand for flexible educational options.

Full-Time Virtual School Enrollment Trends

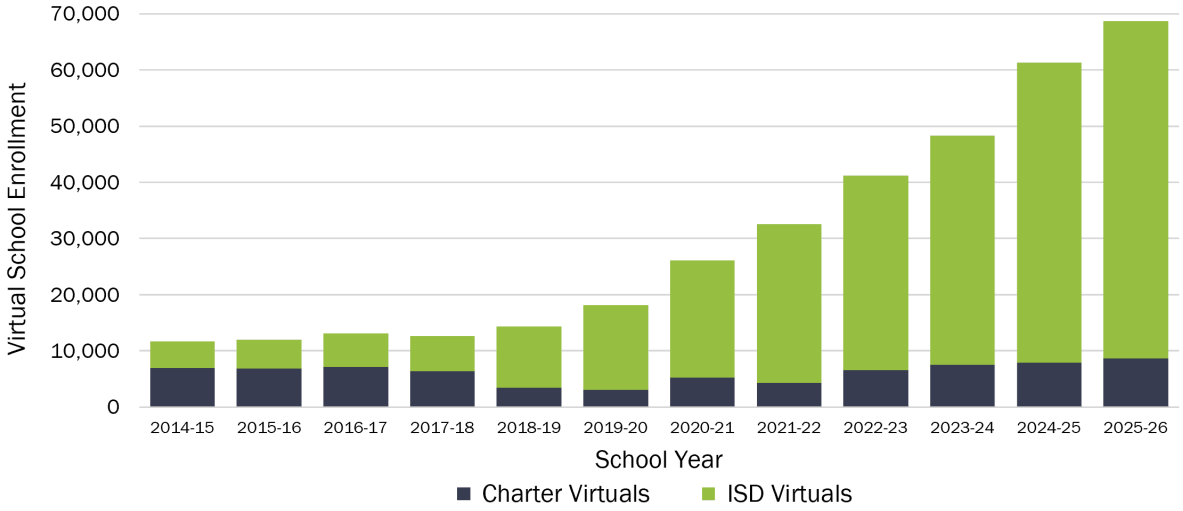

By 2025–26, ISD-operated programs accounted for nearly nine out of every ten full-time virtual students statewide. Enrollment was also highly concentrated among a small number of large providers, particularly Texas Virtual Academy at Hallsville ISD and Lone Star Online Academy.

Distribution of Full-Time Virtual Public School Enrollment, 2025–26

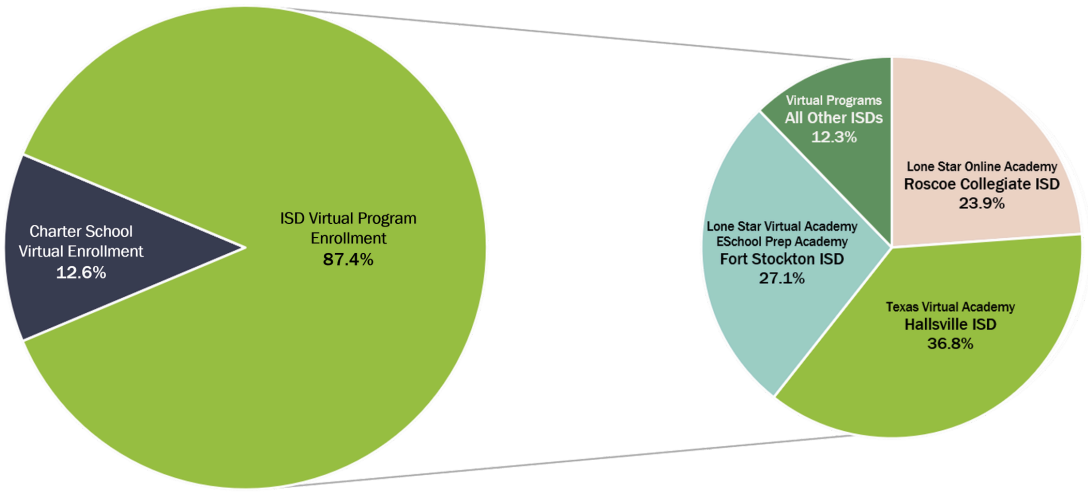

Note: Percentages illustrate how total ISD-operated virtual school enrollment is distributed among the individual programs and remaining school districts.

Note: Lone Star Online Academy, operated by Roscoe Collegiate ISD, closed after the 2025–26 school year. Its closure is expected to substantially redistribute virtual enrollment among other statewide providers beginning in 2026–27.

Source: Texas Education Agency (TEA)

Virtual School Assessment

Expansion of ISD Virtual Schools in Texas

ISD-operated virtual schools expanded from a negligible presence in 2014–15 to impacting nearly every Texas ISD by 2025–26.

Early Footprint 2014–15		Current Footprint 2025–26
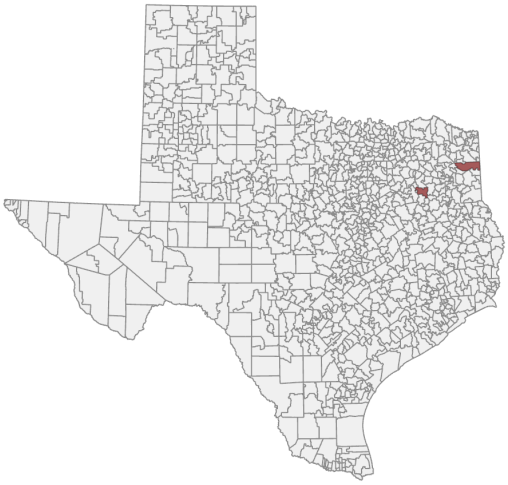	Hallsville ISD Texas Virtual Academy	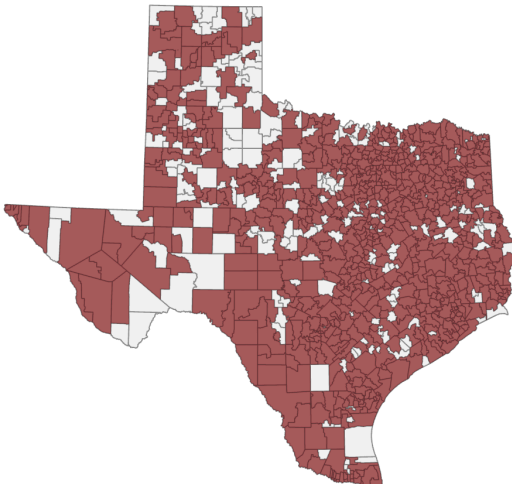
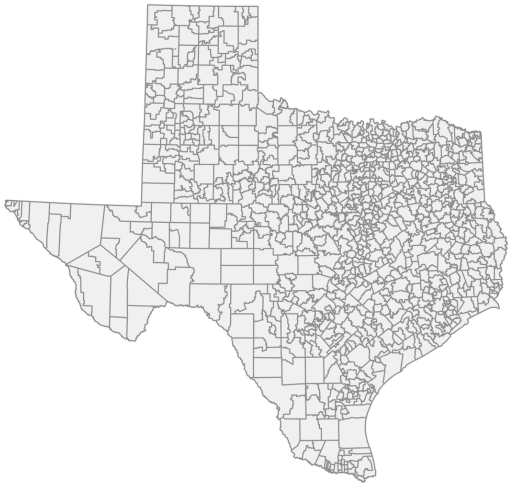	Fort Stockton ISD Lone Star Virtual Academy & eSchool Prep Academy	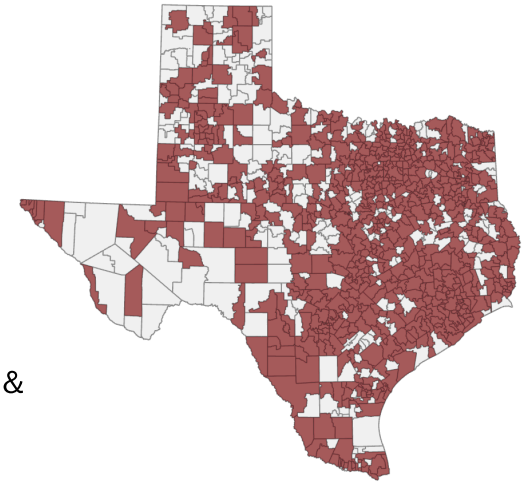
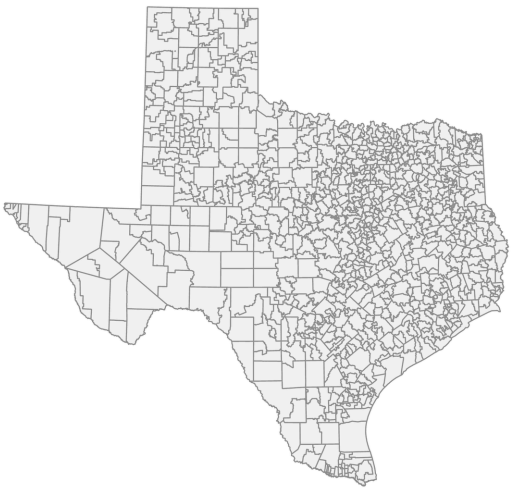	Roscoe Collegiate ISD Lone Star Online Academy	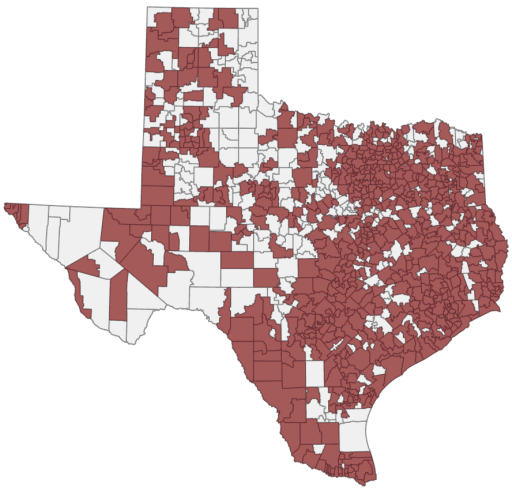

Note: Lone Star Online Academy, operated by Roscoe Collegiate ISD, closed after the 2025–26 school year. Its closure is expected to substantially redistribute virtual enrollment among other statewide providers beginning in 2026–27.

Source: Texas Education Agency (TEA)

Virtual School Assessment

Virtual Enrollment Trends Across Select Texas Regions

Region 13 virtual enrollment has expanded substantially over the past decade, alongside rapid growth across Texas's major metropolitan regions.

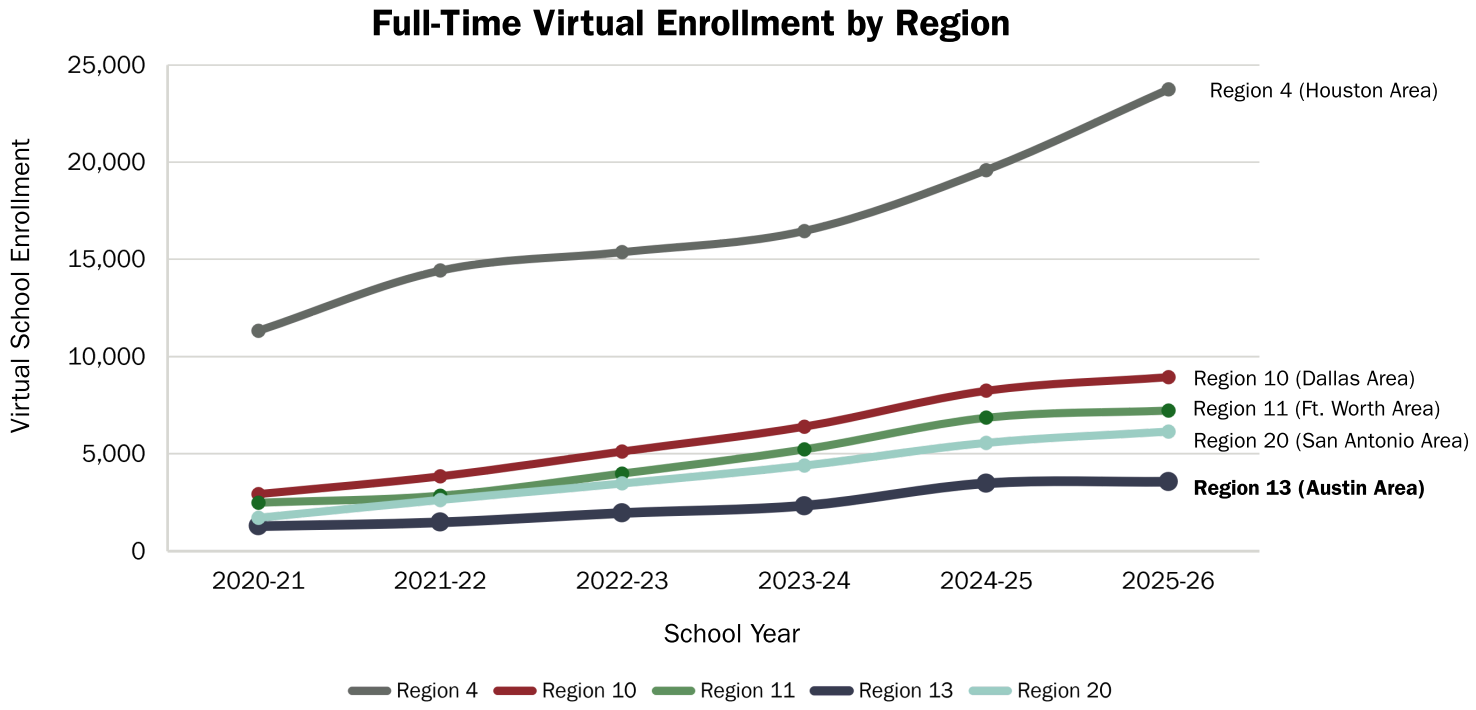

REGION 13 TAKEAWAY

Virtual enrollment increased from approximately 700 students in 2014–15 to ~3,560 in 2025–26, an increase of 411%. Region 13 accounted for 5.2% of statewide virtual enrollment in 2025–26.

TEXAS
Virtual Enrollment

2014–15	2025–26
~11,700	~69,000

+488% GROWTH

REGION 13
Virtual Enrollment

2014–15	2025–26
~700	~3,560

+411% GROWTH

LEANDER ISD
Virtual Enrollment

2014–15	2025–26
~50	~370

+603% GROWTH

Source: Texas Education Agency (TEA)

Virtual Schools

Texas families can access public virtual education through programs operated by school districts, charter schools, and universities. Senate Bill 569, enacted in 2025, replaced the Texas Virtual School Network framework with Chapter 30B of the Texas Education Code. The new framework authorizes eligible districts and charter systems to establish full-time virtual and hybrid campuses, broadening the availability of public education outside the traditional campus setting.

In 2025–26, more than 300 Leander ISD resident students, or approximately 0.8 percent of the District's resident student population, enrolled in public virtual schools. Nearly 60 percent attended programs operated by other ISDs, while approximately 40 percent selected charter-operated options.

Virtual Enrollment Trends Among LISD Residents

LISD Residents Transferring Out to Virtual Schools

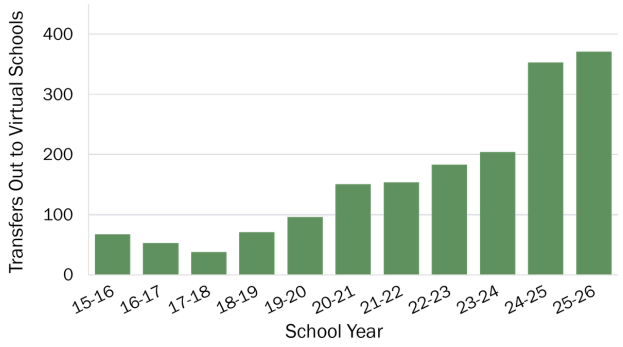

Student transfers to virtual public schools among Leander ISD residents have increased by **458%** since 2015–16.

Distribution Shift from Virtual Charters to Virtual ISDs

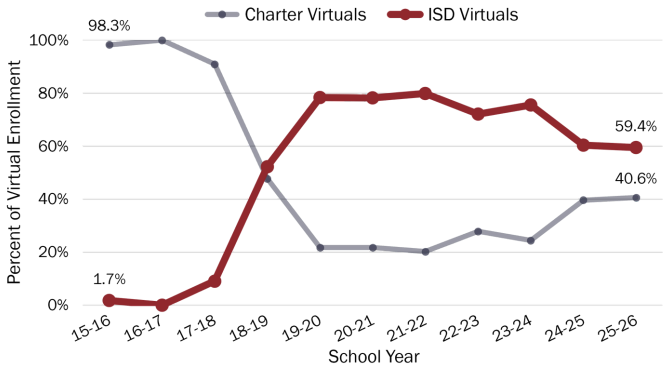

ISD-operated programs' share of LISD resident virtual enrollment rose from under 2% to 59% over the past decade.

Virtual enrollment among Leander ISD residents increased 458 percent between 2015–16 and 2025–26. Transfers remained below 150 students annually through 2019–20 before beginning a sustained upward trend. Growth accelerated considerably in 2024–25 and continued in 2025–26, when virtual enrollment reached its highest level of the period.

Although virtual students continue to represent a relatively small share of LISD residents, the recent rate of growth warrants continued monitoring. Expanded authorization under Chapter 30B allows eligible districts and charter systems across Texas to compete for students without the geographic limitations associated with traditional interdistrict transfers. Combined with increasing demand for flexible instructional options, this broader access is likely to make virtual education an increasingly relevant source of resident student attrition.

Source: Texas Education Agency (TEA)

Virtual Schools

LISD Out-Transfers to Virtual Programs

The tables below trace where Leander ISD resident students enrolled in public virtual schools over the past decade. Organized by school year and receiving campus, the analysis shows both the growth in virtual enrollment and the shift from charter-operated programs to programs operated by other ISDs.

Virtual Programs Enrolling LISD Resident Students, 2014–15 to 2017–18

2014-15	
Charter Virtual	52
ISD Virtual	1
Virtual Total	**53**

2015-16	
Charter Virtual	65
ISD Virtual	1
Virtual Total	**66**

2016-17	
Charter Virtual	53
ISD Virtual	0
Virtual Total	**53**

2017-18	
Charter Virtual	34
ISD Virtual	3
Virtual Total	**37**

Receiving District / Operator	Total
TEXAS COLLEGE PREPARATORY ACADEMIE	52
GRAPEVINE-COLLEYVILLE ISD	1
Virtual Total	**53**

Receiving District / Operator	Total
TEXAS COLLEGE PREPARATORY ACADEMIE	34
PREMIER HIGH SCHOOLS	27
UNIVERSITY OF TEXAS UNIVERSITY CHA	4
GRAPEVINE-COLLEYVILLE ISD	1
Virtual Total	**66**

Receiving District / Operator	Total
TEXAS COLLEGE PREPARATORY ACADEMIE	30
PREMIER HIGH SCHOOLS	21
UNIVERSITY OF TEXAS UNIVERSITY CHA	3
Virtual Total	**53**

Receiving District / Operator	Total
PREMIER HIGH SCHOOLS	20
TEXAS COLLEGE PREPARATORY ACADEMIE	14
GRAPEVINE-COLLEYVILLE ISD	3
Virtual Total	**37**

Receiving Campus	Total
TEXAS VIRTUAL ACADEMY	52
IUNIVERSITY PREP	1
Virtual Total	**53**

Receiving Campus	Total
RESPONSIVE EDUCATION VIRTUAL LEARN	34
TEXAS VIRTUAL ACADEMY	27
ROCK SPRINGS	3
IUNIVERSITY PREP	1
UNIVERSITY H S	1
Virtual Total	**66**

Receiving Campus	Total
RESPONSIVE EDUCATION VIRTUAL LEARN	30
TEXAS VIRTUAL ACADEMY	21
GEORGETOWN BEHAVIORAL HEALTH INSTI	3
Virtual Total	**53**

Receiving Campus	Total
TEXAS VIRTUAL ACADEMY	20
RESPONSIVE EDUCATION VIRTUAL LEARN	14
IUNIVERSITY PREP	3
Virtual Total	**37**

Source: Texas Education Agency (TEA)

LISD Out-Transfers to Virtual Programs *(continued)*

Virtual Programs Enrolling LISD Resident Students, 2018–19 to 2021–22

2018-19	
Charter Virtual	34
ISD Virtual	37
Virtual Total	71

Receiving District / Operator	Total
HALLSVILLE ISD	28
TEXAS COLLEGE PREPARATORY ACADEMIE	20
PREMIER HIGH SCHOOLS	14
GRAPEVINE-COLLEYVILLE ISD	9
Virtual Total	71

Receiving Campus	Total
TEXAS VIRTUAL ACADEMY AT HALLSVILL	28
RESPONSIVE EDUCATION VIRTUAL LEARN	20
ISCHOOL VIRTUAL ACADEMY OF TEXAS	14
IUNIVERSITY PREP	9
Virtual Total	71

2019-20	
Charter Virtual	21
ISD Virtual	75
Virtual Total	96

Receiving District / Operator	Total
HALLSVILLE ISD	49
TEXARKANA ISD	14
GRAPEVINE-COLLEYVILLE ISD	12
PREMIER HIGH SCHOOLS	11
TEXAS COLLEGE PREPARATORY ACADEMIE	10
Virtual Total	96

Receiving Campus	Total
TEXAS VIRTUAL ACADEMY AT HALLSVILL	49
ESCHOOL PREP	14
IUNIVERSITY PREP	12
PREMIER H S ONLINE	11
ISCHOOL VIRTUAL ACADEMY OF TEXAS	10
Virtual Total	96

2020-21	
Charter Virtual	33
ISD Virtual	118
Virtual Total	151

Receiving District / Operator	Total
HALLSVILLE ISD	96
TEXAS COLLEGE PREPARATORY ACADEMIE	24
GRAPEVINE-COLLEYVILLE ISD	15
PREMIER HIGH SCHOOLS	9
TEXARKANA ISD	7
Virtual Total	151

Receiving Campus	Total
TEXAS VIRTUAL ACADEMY AT HALLSVILL	96
ISCHOOL VIRTUAL ACADEMY OF TEXAS	24
IUNIVERSITY PREP	15
PREMIER H S ONLINE	9
ESCHOOL PREP	7
Virtual Total	151

2021-22	
Charter Virtual	31
ISD Virtual	123
Virtual Total	154

Receiving District / Operator	Total
HALLSVILLE ISD	86
GRAPEVINE-COLLEYVILLE ISD	23
PREMIER HIGH SCHOOLS	13
ROSCOE COLLEGIATE ISD	12
TEXAS TECH UNIVERSITY K-12	10
GREAT HEARTS TEXAS	4
TEXAS COLLEGE PREPARATORY ACADEMIES	4
TEXARKANA ISD	2
Virtual Total	154

Receiving Campus	Total
TEXAS VIRTUAL ACADEMY AT HALLSVILLE	86
IUNIVERSITY PREP	23
PREMIER H S ONLINE	13
LONE STAR ONLINE ACADEMY	12
TEXAS TECH UNIVERSITY K-12	10
GREAT HEARTS ONLINE - TX	4
ISCHOOL VIRTUAL ACADEMY OF TEXAS	4
ESCHOOL PREP	2
Virtual Total	154

Virtual Programs Enrolling LISD Resident Students, 2022–23 to 2025–26

2022-23	
Charter Virtual	51
ISD Virtual	132
Virtual Total	183

Receiving District / Operator	Total
HALLSVILLE ISD	62
ROSCOE COLLEGIATE ISD	24
KARNES CITY ISD	24
TEXAS COLLEGE PREPARATORY ACADEMIES	24
GRAPEVINE-COLLEYVILLE ISD	19
PREMIER HIGH SCHOOLS	18
TEXAS TECH UNIVERSITY K-12	5
GREAT HEARTS TEXAS	5
DENTON ISD	2
Virtual Total	183

Receiving Campus	Total
TEXAS VIRTUAL ACADEMY AT HALLSVILLE	62
LONE STAR ONLINE ACADEMY	24
IUNIVERSITY PREP	19
PREMIER H S ONLINE	18
LONE STAR VIRTUAL ACADEMY	17
FOUNDERS CLASSICAL ACADEMY-ONLINE	14
ISCHOOL VIRTUAL ACADEMY OF TEXAS	9
ESCHOOL PREP ACADEMY	7
TEXAS TECH UNIVERSITY K-12	5
GREAT HEARTS ONLINE - TX	5
DENTON K-8 VIRTUAL ACADEMY	2
Virtual Total	183

2023-24	
Charter Virtual	50
ISD Virtual	154
Virtual Total	204

Receiving District / Operator	Total
HALLSVILLE ISD	68
GRAPEVINE-COLLEYVILLE ISD	30
ROSCOE COLLEGIATE ISD	29
FORT STOCKTON ISD	25
TEXAS COLLEGE PREPARATORY ACADEMIES	23
PREMIER HIGH SCHOOLS	18
TEXAS TECH UNIVERSITY K-12	4
GREAT HEARTS TEXAS	4
TEXARKANA ISD	2
UNIVERSITY OF TEXAS UNIVERSITY CHARTER SCHOOL	1
Virtual Total	204

Receiving Campus	Total
TEXAS VIRTUAL ACADEMY AT HALLSVILLE	68
IUNIVERSITY PREP	30
LONE STAR ONLINE ACADEMY	29
PREMIER H S ONLINE	18
FOUNDERS CLASSICAL ACADEMY-ONLINE	15
ESCHOOL PREP ACADEMY	15
LONE STAR VIRTUAL ACADEMY	10
ISCHOOL VIRTUAL ACADEMY OF TEXAS	8
TEXAS TECH UNIVERSITY K-12	4
GREAT HEARTS ONLINE - TX	4
DIGITAL ACADEMY OF TEXAS	2
CLEARFORK ACADEMY	1
Virtual Total	204

2024-25	
Charter Virtual	140
ISD Virtual	213
Virtual Total	353

Receiving District / Operator	Total
HALLSVILLE ISD	79
FORT STOCKTON ISD	66
UNIVERSITY OF TEXAS AT AUSTIN H S	63
ROSCOE COLLEGIATE ISD	35
TEXAS COLLEGE PREPARATORY ACADEMIES	33
GRAPEVINE-COLLEYVILLE ISD	32
PREMIER HIGH SCHOOLS	16
TEXAS TECH UNIVERSITY K-12	13
GREAT HEARTS TEXAS	12
UNIVERSITY OF TEXAS ELEMENTARY CHARTER SCHOOL	2
TEXARKANA ISD	1
Virtual Total	353

Receiving Campus	Total
TEXAS VIRTUAL ACADEMY AT HALLSVILLE	79
UNIVERSITY OF TEXAS AT AUSTIN H S	63
LONE STAR ONLINE ACADEMY	35
ESCHOOL PREP ACADEMY	33
IUNIVERSITY PREP	32
LONE STAR VIRTUAL ACADEMY	19
ISCHOOL VIRTUAL ACADEMY OF TEXAS	18
PREMIER H S ONLINE	16
RESPONSIVEED - ONLINE	15
BUTZ PREPARATORY ACADEMY	14
TEXAS TECH UNIVERSITY K-12	13
GREAT HEARTS ONLINE - TX	12
UNIVERSITY OF TEXAS EL CHARTER SCHOOL	2
DIGITAL ACADEMY OF TEXAS	1
Virtual Total	353

2025-26	
Charter Virtual	150
ISD Virtual	221
Virtual Total	371

Receiving District / Operator	Total
HALLSVILLE ISD	74
FORT STOCKTON ISD	63
UNIVERSITY OF TEXAS AT AUSTIN H S	58
ROSCOE COLLEGIATE ISD	53
TEXAS COLLEGE PREPARATORY ACADEMIES	37
GRAPEVINE-COLLEYVILLE ISD	28
PREMIER HIGH SCHOOLS	26
TEXAS TECH UNIVERSITY K-12	13
GREAT HEARTS TEXAS	13
HARMONY PUBLIC SCHOOLS - HOUSTON SOUTH	4
TEXARKANA ISD	3
Virtual Total	371

Receiving Campus	Total
TEXAS VIRTUAL ACADEMY AT HALLSVILLE	74
UNIVERSITY OF TEXAS AT AUSTIN H S	58
LONE STAR ONLINE ACADEMY	53
LONE STAR VIRTUAL ACADEMY	32
ESCHOOL PREP ACADEMY	31
IUNIVERSITY PREP	28
PREMIER H S ONLINE	26
RESPONSIVEED - ONLINE	26
TEXAS TECH UNIVERSITY K-12	13
GREAT HEARTS ONLINE - TX	13
ISCHOOL VIRTUAL ACADEMY OF TEXAS	11
HARMONY VIRTUAL ACADEMY	4
DIGITAL ACADEMY OF TEXAS	3
Virtual Total	371

Source: Texas Education Agency (TEA)

This page intentionally left blank.

Public School Competition

Enrollment competition from public school alternatives has intensified considerably over the past decade. The number of Leander ISD resident students attending charter schools, other ISDs, or virtual programs increased from approximately 1,550 in 2015–16 to more than 4,600 in 2025–26. Charter schools account for the largest share of outbound enrollment and have driven most of the recent growth, while transfers to other ISDs and virtual schools remain smaller but increasingly relevant components of resident student attrition.

In contrast, inbound transfers have remained relatively stable, fluctuating between approximately 225 and 315 students annually. Although these students provide a modest enrollment offset, inbound transfers have not kept pace with the expanding number of LISD residents selecting other public school options. As a result, the gap between outbound and inbound enrollment has widened substantially, particularly during the past two years.

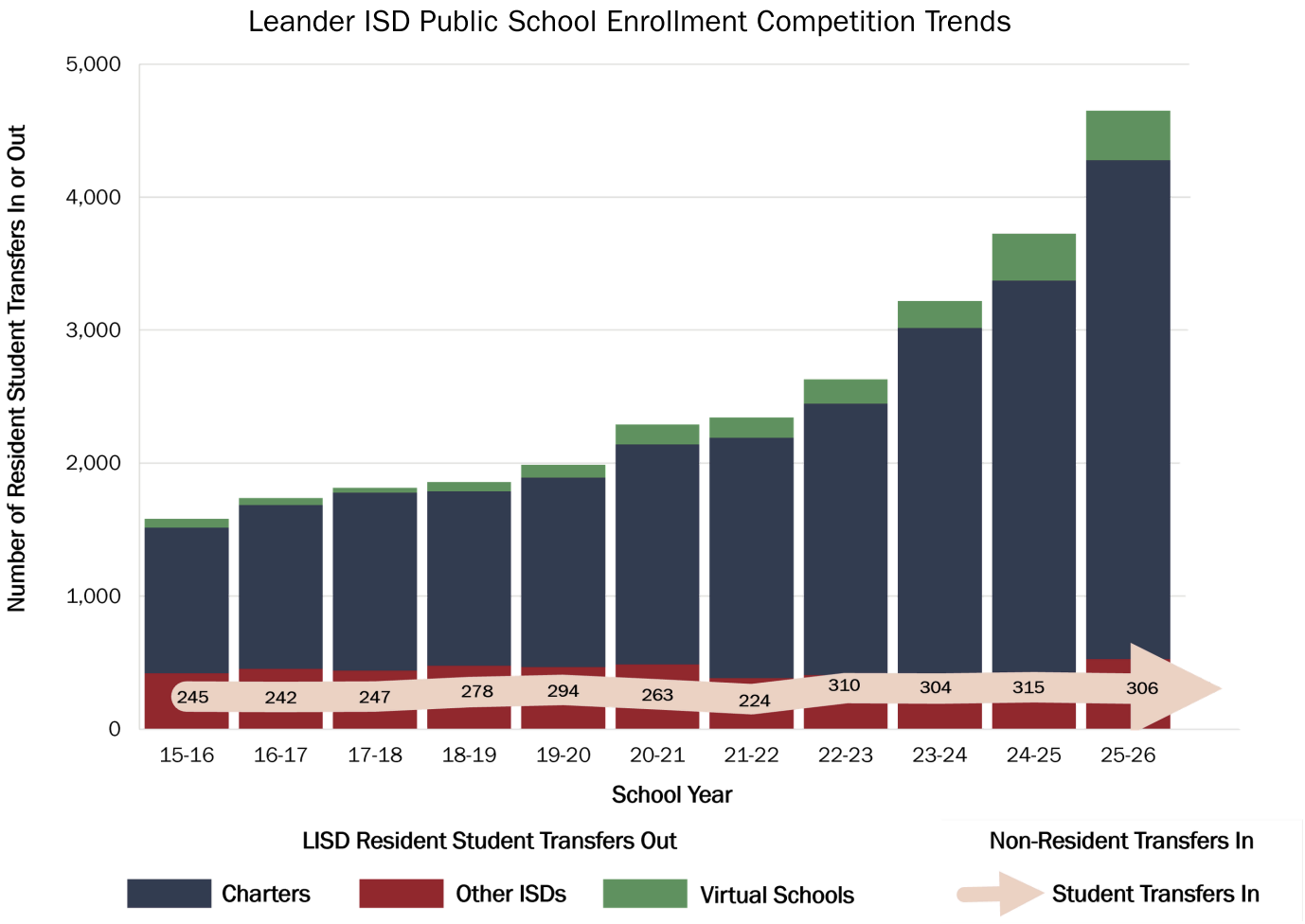

Public alternative enrollment among Leander ISD resident students nearly tripled over the past decade, exceeding 4,600 students in 2025–26, while inbound transfers remained comparatively limited at just over 300 students.

Source: Texas Education Agency (TEA)

Summary of LISD Out-and-In Transfers

Out-Transfers, In-Transfers, Net Transfers, & Grade Groups

The following tables summarize District ISD student transfer activity by year, including out-transfers to charter schools and other ISDs, as well as inbound transfers into the District.

Summary of LISD Out-and-In-Transfers, 2014–15 to 2017–18

2014-15	
Charter In-Person	984
Charter Virtual	52
Charter Total	**1,035**
Other ISD In-Person	435
Other ISD Virtual	1
Other ISD Total	**436**
In-Person Total	1,419
Total Virtual	53
Out-Transfers by Grade Group	
High School	284
Middle School	320
Elementary School	866
Alternative Campus	1
Out-Transfer Total	**1,471**
In-Transfers by Grade Group	
High School	43
Middle School	65
Elementary School	128
Alternative Campus	3
In-Transfer Total	**239**
Net Transfers	**-1,232**

2015-16	
Charter In-Person	1,095
Charter Virtual	65
Charter Total	**1,160**
Other ISD In-Person	421
Other ISD Virtual	1
Other ISD Total	**422**
In-Person Total	1,516
Total Virtual	66
Out-Transfers by Grade Group	
High School	346
Middle School	315
Elementary School	922
Alternative Campus	0
Out-Transfer Total	**1,582**
In-Transfers by Grade Group	
High School	47
Middle School	66
Elementary School	130
Alternative Campus	2
In-Transfer Total	**245**
Net Transfers	**-1,337**

2016-17	
Charter In-Person	1,223
Charter Virtual	53
Charter Total	**1,276**
Other ISD In-Person	452
Other ISD Virtual	0
Other ISD Total	**452**
In-Person Total	1,675
Total Virtual	53
Out-Transfers by Grade Group	
High School	375
Middle School	374
Elementary School	980
Alternative Campus	0
Out-Transfer Total	**1,728**
In-Transfers by Grade Group	
High School	53
Middle School	65
Elementary School	123
Alternative Campus	1
In-Transfer Total	**242**
Net Transfers	**-1,486**

2017-18	
Charter In-Person	1,338
Charter Virtual	34
Charter Total	**1,372**
Other ISD In-Person	440
Other ISD Virtual	3
Other ISD Total	**444**
In-Person Total	1,778
Total Virtual	38
Out-Transfers by Grade Group	
High School	353
Middle School	397
Elementary School	1,065
Alternative Campus	0
Out-Transfer Total	**1,815**
In-Transfers by Grade Group	
High School	59
Middle School	58
Elementary School	125
Alternative Campus	5
In-Transfer Total	**247**
Net Transfers	**-1,568**

Source: Texas Education Agency (TEA)

Summary of LISD Out-and-In Transfers

Out-Transfers, In-Transfers, Net Transfers, & Grade Groups *(continued)*

Summary of LISD Out-and-In-Transfers, 2018–19 to 2021–22

2018-19	
Charter In-Person	1,311
Charter Virtual	34
Charter Total	**1,345**
Other ISD In-Person	477
Other ISD Virtual	37
Other ISD Total	**514**
In-Person Total	1,788
Total Virtual	71
Out-Transfers by Grade Group	
High School	371
Middle School	433
Elementary School	1,055
Alternative Campus	0
Out-Transfer Total	1,859
In-Transfers by Grade Group	
High School	63
Middle School	67
Elementary School	141
Alternative Campus	6
In-Transfer Total	278
Net Transfers	**-1,581**

2019-20	
Charter In-Person	1,434
Charter Virtual	21
Charter Total	**1,454**
Other ISD In-Person	458
Other ISD Virtual	75
Other ISD Total	**533**
In-Person Total	1,891
Total Virtual	96
Out-Transfers by Grade Group	
High School	342
Middle School	399
Elementary School	1,246
Alternative Campus	0
Out-Transfer Total	1,987
In-Transfers by Grade Group	
High School	76
Middle School	69
Elementary School	143
Alternative Campus	5
In-Transfer Total	294
Net Transfers	**-1,693**

2020-21	
Charter In-Person	1,663
Charter Virtual	33
Charter Total	**1,696**
Other ISD In-Person	479
Other ISD Virtual	118
Other ISD Total	**597**
In-Person Total	2,141
Total Virtual	151
Out-Transfers by Grade Group	
High School	440
Middle School	500
Elementary School	1,353
Alternative Campus	0
Out-Transfer Total	2,293
In-Transfers by Grade Group	
High School	81
Middle School	63
Elementary School	119
Alternative Campus	0
In-Transfer Total	263
Net Transfers	**-2,030**

2021-22	
Charter In-Person	1,808
Charter Virtual	31
Charter Total	**1,839**
Other ISD In-Person	383
Other ISD Virtual	123
Other ISD Total	**506**
In-Person Total	2,191
Total Virtual	154
Out-Transfers by Grade Group	
High School	423
Middle School	488
Elementary School	1,406
Alternative Campus	28
Out-Transfer Total	2,345
In-Transfers by Grade Group	
High School	54
Middle School	56
Elementary School	113
Alternative Campus	1
In-Transfer Total	224
Net Transfers	**-2,121**

Summary of LISD Out-and-In-Transfers, 2022–23 to 2025–26

2022-23	
Charter In-Person	2,063
Charter Virtual	51
Charter Total	**2,114**
Other ISD In-Person	383
Other ISD Virtual	132
Other ISD Total	**515**
In-Person Total	2,446
Total Virtual	183
Out-Transfers by Grade Group	
High School	429
Middle School	493
Elementary School	1,682
Alternative Campus	24
Out-Transfer Total	2,629
In-Transfers by Grade Group	
High School	76
Middle School	85
Elementary School	149
Alternative Campus	0
In-Transfer Total	310
Net Transfers	**-2,319**

2023-24	
Charter In-Person	2,668
Charter Virtual	50
Charter Total	**2,718**
Other ISD In-Person	348
Other ISD Virtual	154
Other ISD Total	**502**
In-Person Total	3,016
Total Virtual	204
Out-Transfers by Grade Group	
High School	424
Middle School	586
Elementary School	2,210
Alternative Campus	0
Out-Transfer Total	3,220
In-Transfers by Grade Group	
High School	65
Middle School	78
Elementary School	160
Alternative Campus	1
In-Transfer Total	304
Net Transfers	**-2,916**

2024-25	
Charter In-Person	2,951
Charter Virtual	140
Charter Total	**3,090**
Other ISD In-Person	422
Other ISD Virtual	213
Other ISD Total	**635**
In-Person Total	3,372
Total Virtual	353
Out-Transfers by Grade Group	
High School	573
Middle School	589
Elementary School	2,563
Alternative Campus	0
Out-Transfer Total	3,725
In-Transfers by Grade Group	
High School	80
Middle School	68
Elementary School	166
Alternative Campus	1
In-Transfer Total	315
Net Transfers	**-3,410**

2025-26	
Charter In-Person	3,751
Charter Virtual	150
Charter Total	**3,902**
Other ISD In-Person	528
Other ISD Virtual	221
Other ISD Total	**748**
In-Person Total	4,279
Total Virtual	371
Out-Transfers by Grade Group	
High School	625
Middle School	729
Elementary School	3,295
Alternative Campus	0
Out-Transfer Total	4,650
In-Transfers by Grade Group	
High School	89
Middle School	65
Elementary School	149
Alternative Campus	3
In-Transfer Total	306
Net Transfers	**-4,344**

Source: Texas Education Agency (TEA)

Summary: 2025–26 LISD Snapshot
Impact of Alternative Educational Opportunities

The graphic below summarizes identified and estimated enrollment among Leander ISD residents in 2025–26. Within this distribution, approximately 87% attended LISD, while approximately 13% attended in-person charter schools, private schools, other ISDs, or virtual schools. Homeschool students are not included because a reliable District-level count is unavailable; the percentages therefore describe the educational settings represented in this analysis rather than all school-age residents. An additional 306 nonresident students attended LISD.

2025–26 Snapshot of Leander ISD Resident Student Distribution

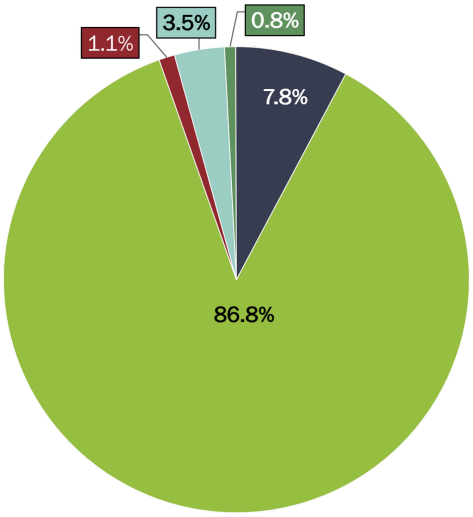

Resident Students	47,959	
Attending Charter Schools	-3,751	7.8%
Attending Virtual Academies	-371	0.8%
Attending Private Schools	-1,662	3.5%
Attending Other ISDs	-528	1.1%
Resides In and Attends LISD	41,647	86.8%
Transfers into LISD	+306	
Leander ISD Enrollment (10/31/2025)	**41,953**	

The adjacent map identifies charter school (dark blue dots) and private school (light blue dots) campuses impacting Leander ISD during the 2025–26 school year. The yellow dot identifies the co-located BASIS Leander campuses, which opened for the 2026–27 school year.

One future charter school site was identified during this study, Meridian World School LLC plans to open Meridian World School West, located in the Austin area. No additional address information was available at the time of this study.

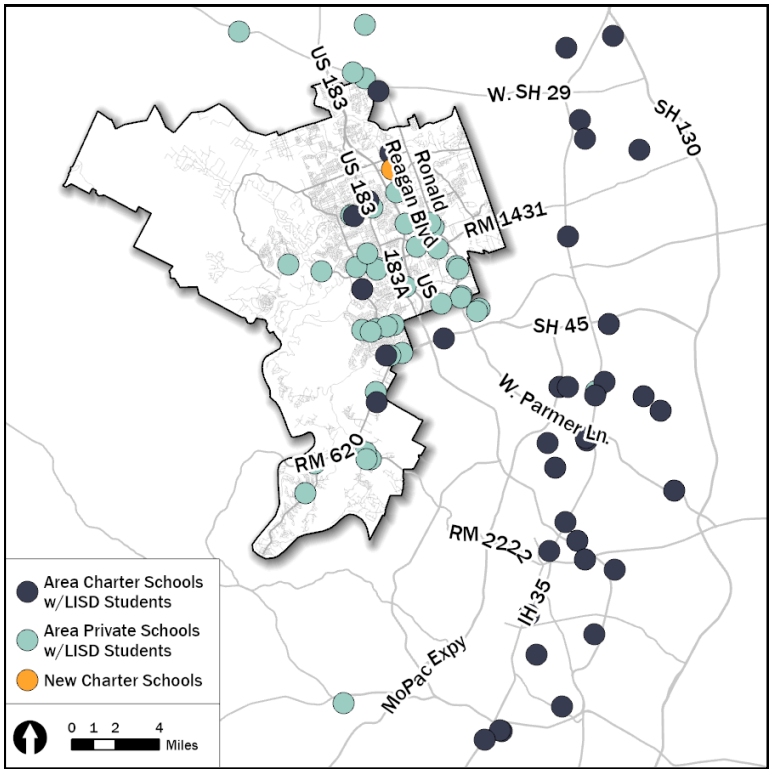

Sources: TEA Transfer Reports, PASA Interviews with Schools



Glossary: AEOs

The following glossary is provided to support consistent terminology and interpretation throughout the Alternative Educational Assessment section.

Alternative Educational Assessment (AEOs)	AEOs are educational settings outside of the home district's traditional public schools.
Charter Schools	Publicly funded, tuition-free, in-person educational institutions that provide an alternative to the traditional Independent School District (ISD) system.
Education Savings Account (ESA)	A state-funded account established for an eligible student that allows parents to direct education funds toward approved uses such as private school tuition, tutoring, instructional materials, and other educational services.
Homeschool Student	A student who receives their education primarily at home rather than attending a traditional public or private school.
Masking	The process of removing or obscuring personally identifiable information from educational records to protect student privacy when sharing data.
Microschools	Small, community-based educational settings that serve a limited number of students, typically ranging from five to 15 students and sometimes up to about 100.
Other ISDs	In-person public educational opportunity that is an alternative to the ISD where the student lives.
Public Schools	A school funded and operated by government authorities, typically at the local, state, or federal level, to provide free education to all children within a designated geographic area.
Resident Student	A student who resides within the geographic boundaries of a specific school district or institution and is eligible to attend its schools based on their residence.
Private Schools	Tuition-based schools that are supported by private organizations or private individuals rather than by the government.
Texas Education Freedom Accounts (TEFA) program	A state-created education savings account program that provides eligible Texas students with public funds to pay for approved educational expenses beginning in the 2026–27 school year.
Traditional ISD	A public school district that follows the conventional KG-12 education model. These districts are governed by an elected school board and overseen by the Texas Education Agency (TEA).
Transfer Student	A student who moves from one school or district to another rather than enrolling in their zoned school based on residential address.
Virtual Schools	Educational opportunity offered by charter schools, Other ISDs, and universities requiring only online participation.
Vouchers	An informal term often used to describe school choice programs. Texas law currently authorizes Education Savings Accounts (ESAs), which differ from traditional voucher models.

This page intentionally left blank.