

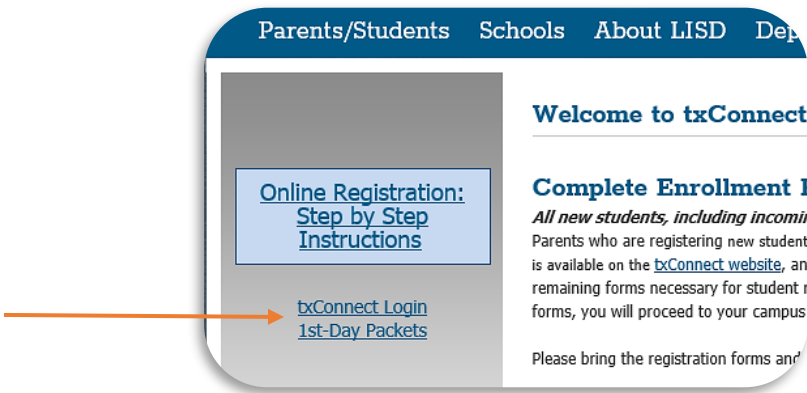
txConnect

How to Reset Your Password or Forgot User Name

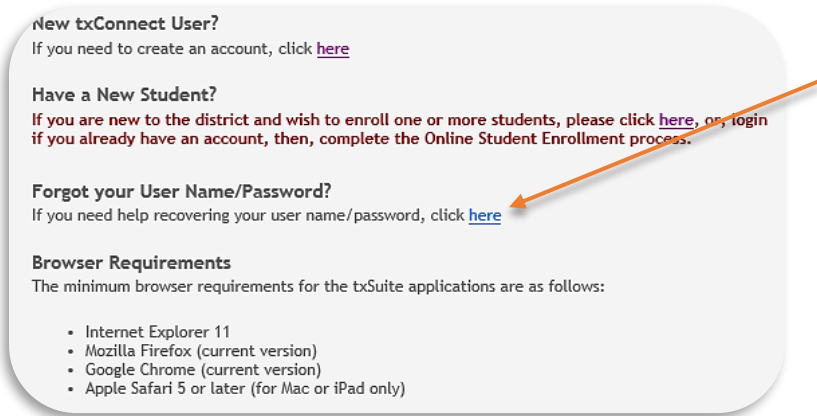
1. Go to the Leander ISD Website: <http://www.leanderisd.org/>
2. Click on the txCONNECT Button:



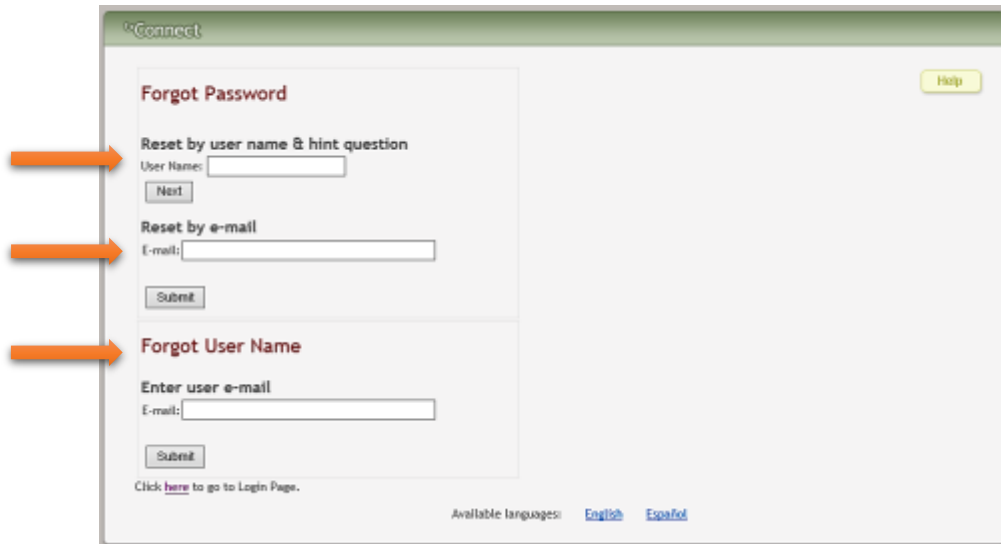
3. Click on the "[txConnect Login](#)" Link:



4. Click [here](#) under Forgot your User Name/Password?



5. You will have the option to reset password by User Name and Hint Question. Or have a new password sent to your email. You can also reset if you have forgotten your User Name.



The screenshot shows a web interface titled "Connect" with a "Forgot Password" section. It contains three distinct forms, each highlighted by an orange arrow on the left:

- Reset by user name & hint question:** Includes a "User Names:" text input field and a "Next" button.
- Reset by e-mail:** Includes an "E-mail:" text input field and a "Submit" button.
- Forgot User Name:** Includes an "Enter user e-mail" section with an "E-mail:" text input field and a "Submit" button.

At the bottom of the form, there is a link: "Click [here](#) to go to Login Page." and language options: "Available languages: [English](#) [Español](#)". A "Help" button is located in the top right corner of the form area.

Thank you!