

VOLUNTEER



LEANDER  ISD

TABLE OF CONTENTS	2
Welcome Letter	3
Superintendent’s Message	4
The Importance of Parent & Community Involvement	5
Who can become an LISD volunteer?	
What does an LISD volunteer do?	
How do I become an approved LISD volunteer?	
Volunteer Expectations & Guidelines	6
Attitude & Professionalism	
Signing In & Out	
Dress Code	
Maintain Student Confidentiality	
Parent Information and Confidentiality	
Cash Handling Procedures	
Adhere to Rules for School District	
Volunteer Placement	
Emergencies	
Safety	
Hazardous Communication Standard	
List of LISD Schools & Addresses	
The Principal is the Leader	11
You are Part of our Education Team	
Leander ISD’s Sexual Harassment Prevention	11
What is Sexual Harassment?	
How is Sexual Harassment Judged?	
If You Feel Harassed	
Child Abuse & Neglect	12
Recognizing	
Reporting	
Notice of Non-Discrimination	13
Helpful Hints when Working with Students	13
When Speaking to Students	
Basic Skills Students Need that Volunteer can Help Develop	
Assisting Students in their Learning	
Volunteer Coordinator Duties	14
What is a Volunteer Coordinator?	
What’s First?	
Connecting	
Communication	
Orientation Outline	
What’s Important?	



Purpose

The purpose of the Leander ISD Volunteer Program is to enrich the quality of education for the district's students by providing opportunities for parents and community members to become actively involved in Leander ISD schools.

Welcome, Volunteers!

The staff and administration wish to express their appreciation to you for assuming an active role in our schools. Your interest, time and energies will enhance the services our schools can provide for all Leander ISD students. In your work as a volunteer, it is important to know that our students look to you as role models. Because of this we have created a volunteer handbook that explains the important role you play as a volunteer. We hope you will find personal satisfaction in giving back to our students.

There has never been a more exciting time to be a part of the education community in Leander ISD. Thank you for giving of your time and talents!

Shannon Lombardo

Director, Community Relations

shannon.lombardo@leanderisd.org

As parents, we are the owners of the public-school system. As owners, we bear a responsibility to participate in the schools. Accountability for the schools, its employees and funding, rest with us and the rest of the school's owners. Our children's future depends on the improvement of the public schools, and school improvement depends on our participation.

~President Woodrow Wilson

Dear LISD volunteer,

Thank you for being a part of Leander Independent School District's phenomenal Volunteer Program! Without a doubt, LISD is strengthened by community members just like you. Your commitment to education is shown through your engagement, and I hope that your experiences this year are rewarding and memorable.

Year after year, our volunteers are a significant reason LISD is a destination district for families. Because of your consistent presence in our schools, LISD's reputation for student-centered learning continues to grow.

Our volunteer program began in 1984, and while many of the faces have changed, our volunteers' enthusiasm for education and passion for serving our students, staff and schools remain the same. Whether you spend your day interacting with students, stuffing Wednesday folders, serving as a Room Mom or Watch D.O.G.S., you are making a world of difference.

Though you may not realize it, you are helping to mold a child's confidence and attitude toward school in a positive way. From the bottom of my heart, thank you for making a difference for the students of LISD.

Sincerely,

Dan Troxell, Ph.D.
Leander ISD Superintendent

The Importance of Parent & Community Involvement

We know that each of you contributes an amazing amount of time and talent to Leander ISD campuses. But one of the most important aspects of parental involvement in our schools is what your presence says—not only to your own child—but to all students... **“Education is Important!”**

Who can become a volunteer?

Any family member, community partner or district employee who is at least 18 years of age who has completed the LISD volunteer application and been approved through a Criminal Record Check (CRC).

- Parent volunteers
- Community volunteers
- Business volunteers
- LISD staff volunteers
- Mentors and tutors
- One-time guest speakers
- Science fair judges
- Booster club members
- PTA/PTO groups
- Everyone who gives their time without pay

Currently enrolled Leander ISD students may volunteer in our district under the supervision of a district employee. Homeschool, private and/or charter school students (any non-LISD students) must comply with the age requirement listed above.

What does a volunteer do?

An approved LISD volunteer may serve in a variety of ways depending on their interests, availability and the campuses needs. Stuffing envelopes, cutting box tops, laminating, relieving receptionists for lunch, working carnivals, chaperoning field trips, acting as a mentor, WatchDOGS participant, PTA, booster club member or literacy partner are just a few of the endless opportunities to volunteer in LISD!

How do I become an approved volunteer?





Submit Application:

- A new application must be completed each school year
- The application is located on the LISD [Volunteer](#) webpage
 - [English](#)
- When all steps are complete, click the **Submit** button

Criminal Record Check (CRC):

- All applicants will be processed through the Texas Department of Public Safety (TxDPS) database for a background check each year
- The process should take **2-3 business days**

Approved:

-  • Once approved, the volunteer will receive an email acknowledging their approval. The email will contain the volunteer's login credentials and account information for their profile
-  • To receive communications regarding a specific campus's events, news, meetings and volunteer opportunities, a campus must be selected in the application.
-  • Volunteer contact information and functions selected will be uploaded to the school's volunteer website hosted by ch2v.com.
- Attend a volunteer orientation at home campus
-  • As part of standard school safety practices, all volunteers and visitors to Leander ISD campuses must provide a photo ID each time they visit a site.

Volunteer Expectations and Guidelines**Attitude & Professionalism:**

- Respect, care and concern for every student, parent and partnership is at the heart of everything we do!
- Although the job is voluntary, the commitment is professional
 - ❖ Be on time
 - ❖ Be dependable
 - ❖ Be confidential

Sign In & Out:**Visitor Management System (Raptor)**

For the purpose of protecting students, staff, volunteers and visitors, LISD has installed Raptor, visitor management system for tracking and checking against public sex offender database information. Any visitor requesting to go beyond the front office must provide a state issued driver's license or photo identification for scanning against the database and for printing a **temporary Raptor badge**. This is not a criminal background check; no other information is searched, provided or stored. Any visitor not wearing a Raptor sticker should be re-directed to the front office or immediately report it to the campus/department administration. Additional information is located on the District's website at www.leanderisd.org.

- Anyone entering a school building must **SIGN-IN AND SIGN-OUT** using the Visitor Management System each time they visit. In the event of an emergency, the staff must be able to immediately account for everyone on site
- Signing in and out allows the district to track volunteer hours for program evaluation and recognition. The hours spent volunteering is an example of the commitment to the quality education in our school district
- Identifying the value of **ALL campus organizations** and the **opportunities** where volunteers engage in our schools, staff and students (mentoring, PTA, Literacy Partners, booster clubs, room parent, chaperoning, etc.) is important

General Information:

- No clothing featuring pictures, emblems, writings, or slogans that are lewd, offensive, risqué, vulgar, obscene, provocative, or that convey hate messages or racially, religiously, or ethnically demeaning messages may be worn (including jewelry or accessories)

- No dress or grooming shall disrupt the learning environment or create a health or other hazard to a student's safety or the safety of others
- No apparel or accessories shall depict tobacco products, alcoholic beverages, drugs or any other dangerous, prohibited, or controlled substance
- No clothing or accessories that promote violence, weapons, bombs, illegal acts, or anything that could be construed as provocative or offensive or otherwise distract from the learning environment, as determined by the administrators
- No pajamas, sleepwear, or house slippers of any kind
- No clothing that is too tight such as spandex/Lycra unless worn with a dress, skirt, or tunic (using the standards that are applied to shorts, skirts, and skorts)
- No holes in apparel that expose any areas that are not allowed by this dress code

Pants, Jeans:

- Shorts, skirts and skorts must be at finger-tip or mid-thigh length as measured with relaxed shoulders
- Pants, jeans, shorts, skirts and skorts must be worn at the hip and cover undergarments

Shirts, Blouses, Sweatshirts, Sweaters, Vests, Jackets, Coats:

- No strapless tops, spaghetti-strap tops, backless, halters, large armholes, or off-the-shoulder tops
- No low necklines (which reveal cleavage)
- No see-through or mesh shirts
- Tops must meet the beltline, and must not reveal undergarments or skin
- No full-length jackets and coats such as those commonly referred to as "trench coats" or "dusters"

Eyewear and Accessories:

- No sunglasses shall be worn in building
- No metal-studded collars, choker chains, armbands, wristbands, chains, or other metal-studded accessories are permitted

Headgear:

- Hats, caps, sweatbands, scarves, bandanas, doo-rags, hoods, and other headgear shall not be worn inside campus buildings without administrative approval

Maintain Student Confidentiality

- FERPA: Family Educational Rights & Privacy Act protects the privacy of student records. A student record is defined as any document that contains information directly related to a student (i.e. discipline reports, attendance records, test scores, written student statements, grades, transcripts, meeting notes, Sp.Ed./504 records, etc.)
- Volunteers certify that there are no legal restrictions to access their child, or regarding any student or employee at Leander ISD. If any legal restriction is put in place, the volunteer understands they must notify the principal at their assigned campus and Shannon Lombardo, District Volunteer Coordinator
- Volunteers should understand that the academic and personal information they know about a student should be shared only with the appropriate teachers and school staff and should not be shared with neighbors, friends or other parents
- Unless otherwise specified, all communication with parents should be handled by the teacher or school staff

Parent Information and Confidentiality

- As an LISD volunteer it is important to ensure that any parent and/or student information (including email addresses) you may be given access to, will be treated respectfully and confidentially. Therefore, please keep in mind that parent's personal email addresses may only be used to communicate on approved topics such as: notification of classroom events, upcoming school functions, school volunteer opportunities, etc. Volunteers should not send unauthorized or non-school related emails to parents' personal email addresses. This includes emails of a personal nature, emails that advertise or market non-school related items or activities, and emails discussing confidential information about another student, parent, or staff member.
- Please note that LISD must comply with privacy laws by ensuring that all staff members and volunteers who have access to confidential information ONLY use that information as authorized. Unauthorized use of confidential information, including parents' personal email addresses, can result in removal from the volunteer program.

Cash Handling Procedures

- There may be times when volunteers are involved in activities where money is being collected
- Volunteers are prohibited from collecting or handling district money without the approval and direct supervision of LISD staff
- PTA and booster club representatives are responsible for the collection and handling of their organization's funds. PTA and booster club money should never be co-mingled with district funds
- Any questions about cash handling procedures can be directed to the campus administrative assistant

Adhere to Rules for School District

- Keep in mind that you are a role model for students
- Know your campus resources. Learn which restrooms, cafeteria lines, phones, parking lots, libraries, copiers, and bulletin boards, etc. are available for use and when
- Alcohol consumption, smoking and/or tobacco use is strictly prohibited on the campus. This includes parking lots, stadiums and outside fields
- Respect the teacher's time. All personal concerns should be addressed at a scheduled parent conference
- Be flexible to changing needs and schedules at each campus
- School equipment should not be used for personal purposes
- Make sure your cell phone is silent while on campus
- Please ask your campus volunteer coordinator for individual campus administrator guidelines regarding bringing young children to the campus when volunteering
- Remember that you are included in the day's lesson plan – the staff and students count on you to be there. If illness or any emergency arises, please call the campus office as soon as possible
- Your home or meeting place is considered an extension of the school whenever the interest of the school is involved on or off school grounds in conjunction with/or independent of classes and school-sponsored activities. All rules and policies are to be enforced

- As a representative of Leander ISD, avoid expressing differences of opinion or dissatisfaction with teachers, staff or other volunteers while on campus
- Volunteers should not photograph or record any students who are not their own, without prior permission from teacher and or campus principal
- Any volunteer who discusses students (by name or in general reference) in a disparaging manner, through social media or other public forum, can be removed from the volunteer program

Volunteer Placement


- Your volunteer assignment is determined by your skills, interests and preferences, as well as the volunteer service needs of individual schools and teachers
- Volunteers are placed in classrooms where teachers have specifically requested assistance. Feel free to discuss your preference with the school's volunteer coordinator
- Sometimes a volunteer placement may not be the right fit for the volunteer, teacher, student or campus. If your volunteer placement does not work for you, for whatever reason, please let your campus volunteer coordinator know immediately
- In supporting the best interests of our students and the district; a principal or district administrator has the authority to remove a volunteer from their position, if the partnership has proven to be unsuitable


Emergencies


Policies [CKC](#), [CKD](#)

Each campus/department has a plan for emergencies. The plan includes procedures for such emergencies as fires, tornadoes, and other emergency situations. Emergency drills will be conducted to familiarize employees, students and volunteers with safety and evacuation procedures. It is very important to follow the administration's instructions. Everyone must participate.

<p style="text-align: center;">LISD Contact</p> <p style="text-align: center;">For emergency response questions</p> <p style="text-align: center;"><u>Darla Humes</u></p> <p style="text-align: center;">Director of Risk Management</p> <p style="text-align: center;">512-570-0911</p>

 Each campus is equipped with an automatic external defibrillator (AED) for restoring a regular heart rhythm during sudden cardiac arrest. AED and CPR training is encouraged for properly responding to an emergency. If an AED is used, complete the form inside and follow the reporting procedures as listed on the form.

 Please report any injuries, accidents or damage to property to campus administration as soon as possible. You are encouraged to use a campus phone when calling 911 so that the location is displayed to dispatch, a cell phone will not show location. All campus phones can direct dial 911 or dial 7 then 911.

 Fire extinguishers are located throughout all LISD buildings and available for use for fire emergencies. If a fire extinguisher is used or missing, report it to the campus administration for maintenance or replacement.

Safety

Students must be properly supervised at all times. All student activities are to be age appropriate for safety.

Policy CK

LISD has developed and promotes a comprehensive program to ensure the safety of its employees, students, volunteers and visitors. The safety program includes guidelines and procedures for responding to emergencies and activities to help reduce the frequency of accidents and injuries. Program activities intended to reduce the frequency of accident and injury include: inspecting work areas and equipment, training frontline and supervisory staff, establishing safe work procedures and regulations, reporting, investigating, and reviewing accidents, and promoting responsibility for LISD property on the part of students, employees, and the community. Security cameras are used in certain high-risk areas that have been identified throughout LISD.

All unsafe conditions or practices shall be reported to the campus/department administration or to Risk Management for review. In addition, all employees and volunteers must comply with all local, state, and federal regulations. Employees and volunteers can be held personally responsible for repeat violations including citations written directly to them by local, State or Federal agencies and subject to disciplinary actions.

LISD Contact

For safety questions

Russell Summers

Security Specialist

512-570-0136

Hazardous Communication Standard

Employees or volunteers are not allowed to bring any chemicals onto LISD property that have not been approved to be used or stored per district policy, DI Legal and as required by state and federal law.

The Hazard Communication Standard (HCS), revised in 2012, requires that all employers provide Safety Data Sheets (SDSs), for each hazardous chemical, to users to communicate information on these chemical hazards. Prior to the rule revision, employers were required to provide Material Safety Data Sheets or MSDSs. However, the format of information presented on MSDSs was not strictly regulated. The information contained in the SDS is largely the same as the MSDS, except now the SDSs are required to be presented in a consistent, user-friendly, 16-section format.

The 16 sections of an SDS are as follows: sections 1 through 8 contain general information about the chemical, identification, hazards, composition, safe handling practices, and emergency control measures (e.g., firefighting). Sections 9 through 11 and 16 contain other technical and scientific information, such as physical and chemical properties, stability and reactivity information, toxicological information, exposure control information, and other information including the date of preparation or last revision. This information should be helpful to those that need to get the information quickly.

All hazardous chemicals must be properly labeled and have a SDS available. If an accident or spill should occur, refer to the label or the SDS for proper emergency information or for proper clean-up instructions. Campus areas such as Science, Cosmetology, Shops and other areas that uses or stores chemicals must retain SDSs in their immediate area. Support Departments such as CNS, Custodial and maintenance must retain SDSs in their work area.

LISD Contact: Russell Summers, Environmental Safety and Security Specialist 512-570-0136 ext.: 10136

LISD Contact

For hazardous material question

Russell Summers

Safety Specialist

512-570-0136

List of LISD Schools & Addresses

A list of the district schools with addresses and phone numbers is a helpful resource.

Click here: [LISD Schools](#)

The Principal is the LEADER

Volunteers should always work within the rules of the school as set by the principal. The campus principal has the final say as to what can and cannot be done on the campus. Teachers are responsible for the curriculum, content, techniques and discipline in the classroom.

You Are Part of Our Education Team

Volunteers who are committed to helping students be successful are important members of the school team. These individuals are essential to bringing the community into the school. Students need contact with individuals who can share experiences and bring other perspectives into the classroom. They need adults who can guide them through the learning process.

Goals:

- Enrich the curriculum
- Enrich children's learning opportunities
- Provide help for individual students
- Provide opportunities for meaningful service
- Relieve teachers of some non-instructional tasks
- Enhance a school and community partnership for quality education
- Enhance all aspects of the educational process

Working closely with the classroom teacher and school staff includes:

- Following the direction of a school staff member
- Respecting the privacy of teachers and students by not discussing school matters away from the classroom
- Understanding that evaluation of a student's learning can only be done by the teacher

Committing to working in a classroom to support and improve education for all students.

- Seeking help from the teacher when you need additional information or instruction
- Sharing ideas and constructive comments with the teacher
- Enjoy working with students by:
 - ❖ Finding ways to establish a good rapport with students
 - ❖ Providing help and assistance without doing the work for students
 - ❖ Showing a genuine interest in each student
 - ❖ Accepting each student and encouraging the best from him or her
 - ❖ Using patience and kindness

Leander ISD's Sexual Harassment Prevention

What is Sexual Harassment?

Sexual harassment is any unwelcomed, unsolicited behavior of sexual advances, requests for sexual favors, and other verbal or physical conduct of a sexual nature that interferes with the life of the targets. Consequences of sexual harassment are listed in the [Student Code of Conduct](#) and [Employee Handbook](#).

Adult-to-Adult Sexual Harassment

- Any unwelcome sexual conduct that affects an employee's/volunteer's work performance is sexual harassment.

- Two Types:
 - ❖ Quid Pro Quo (something for something)
 - A supervisor conditions a benefit on sexual favors such as firing, hiring, demoting, increasing pay or granting a transfer
 - Even if the other party agrees, it can still be sexual harassment
 - ❖ Hostile Environment
 - Can be created by anyone through jokes, stories, pictures or conversations
- Its effects:
 - ❖ interfering with work performance
 - ❖ creating an intimidating, hostile or offensive environment

Adult-to-Student Sexual Harassment

- Adult-to-student harassment is never appropriate. Don't get yourself in a situation where it even can be alleged
- If you suspect a volunteer or staff member is harassing a student, you must:
 - ❖ Report it to the campus administrator or supervisor immediately
 - ❖ Report it within 48 hours to CPS or local law enforcement if you suspect abuse
 - ❖ Cooperate in an investigation

Student-to-Student Sexual Harassment

- Respond appropriately
 - ❖ Stop the behavior and report it to a campus administrator or supervisor
 - ❖ If you suspect child abuse, report to authorities (CPS and/or police) and to a campus administrator

How is Sexual Harassment Judged?

- Using a reasonable person's point of view, it's judged by:
 - ❖ Frequency, severity; how threatening or humiliating, and affecting one's work
- Sexual harassment is in the eye of the beholder, not in the intentions of the person doing the action.
- Use this informal test:
 - ❖ If it were reported on the front page of tomorrow's newspaper, would it be okay?
 - ❖ If your answer is, "No," then STOP!
 - ❖ Change your behavior before someone changes it for you.

If You Feel Harassed

- Tell the person to stop
- If the behavior doesn't stop, tell the campus administration
- If an administrator is doing the harassing, report it to the district

Child Abuse and Neglect

In Texas, anyone who suspects that a child is being abused or neglected has a legal obligation to report it. [Legal Definitions of Abuse](#) according to the Texas Family Code.

Recognizing

Abuse

- **Physical abuse** is a physical injury that results in substantial harm to the child, such as bruises, fractures, or death. It also can include a genuine threat of harm even if there is no visible injury.
-

- **Sexual abuse** is sexual conduct harmful to a child's mental, emotional, or physical welfare. This includes fondling a child's genitals, penetration, indecent exposure, and exploitation through prostitution or producing pornography.
- **Emotional abuse** is an action that results in a marked impact on a child's growth, development, or psychological functioning. Emotional abuse includes extreme forms of punishment such as confining a child in a dark closet, habitual scapegoating, or belittling to the point that it results in noticeable effects on the child's daily functioning.

Neglect

- **Neglectful supervision** means placing a child in a situation that requires judgment or actions beyond what the child is physically or mentally capable of doing and results in bodily injury or a substantial risk of immediate harm to a child.
- **Medical neglect** is failing to get or follow up with medical care for a child when the lack of care results in physical injury or in a marked impact on a child's growth, development, or functioning.
- **Physical neglect** is the failure to provide a child with food, clothing, or shelter necessary to sustain the life or health of the child. Physical neglect can include a situation where the home environment presents a health or safety threat to children.
- **Abandonment and refusal to accept parental responsibility** are two other categories of neglect.
- **Failing to protect a child** from any situation described above also falls under the definitions of abuse and neglect.

Reporting

Call the Abuse Hotline toll-free 24 hours a day, 7 days a week, nationwide, or report with the secure website and get a response within 24 hours.

- **By Phone: 1-800-252-5400**
- **Online: [Texas Abuse Hotline](#)**

Refer to the [Texas Department of Family and Protective Services \(TxDFPS\) - Child Protective Services \(CPS\)](#) website for more information.

Notice of Non-Discrimination

Leander Independent School District does not discriminate on the basis of race, religion, color, national origin, sex, or disability in providing education services, activities and programs, including vocational programs in accordance with Title VI of the Civil Rights Act of 1964, as amended; Title IX of the Education Amendments of 1972; and Section 504 of the Rehabilitation Act of 1973, as amended.

Helpful Hints when Working with Students

Listening to a student is one of the most important things you can do for them. It helps to teach most of the basic skills students need.

When Speaking to Students:

- Use a tone of voice that will encourage and make them feel confident
- Show an interest in what each student says
- Avoid comparing students and their work
- Give students a choice only when you intend to abide by the choice

- State directions in a positive form (e.g., “Use the blocks for building,” rather than “Don’t throw the blocks”)
- Your goal should be the success of the students

Basic Skills Students Need That Volunteers Can Help Develop:

- How to pay attention
- The desire to listen
- Body awareness: How it works and where it is in relation to the environment
- Language skills: Be able to ask questions when they do not understand
- The ability to verbally express themselves
- The ability to carry on a conversation with other students and adults
- The ability to understand different sounds
- Knowledge of time and space
- Understanding and use of numbers
- Planning a task and following it through
- Problem-solving at their own level
- A good self-image
- Getting along well with students of their own age

Assisting Students in their Learning:

- Students learn by doing versus passive observation.
- Students learn by asking questions and by searching for answers to their questions. Ask students questions that may lead to the correct answer instead of telling them the answer directly.
- They learn by discovery. Let students discover properties of materials by themselves, e.g., let them discover which materials are attracted by a magnet.
- They learn by using all their senses when possible. Encourage students to feel, smell, taste and listen, as well as look at objects.
- They learn by experimenting. Let students try new methods of doing things even though you already know an easier way.
- They learn by sorting and combining objects. Let students sort and combine according to their own ideas, e.g., shapes or sizes rather than colors.
- They learn by repeating experience. Give the students as much time as they need (often weeks or months) to understand a new idea.
- They learn by building confidence in themselves.

Volunteer Coordinator Duties

What is a volunteer coordinator?

The role of the campus-based volunteer coordinator is vital to the success of the school and the students it serves. The volunteer coordinator’s job is to connect volunteers to specific tasks/jobs or special events at the campus. You are likely to have to act like a recruiter, a screener, a trainer, a supervisor and an advocate.

What's First?

- Make sure YOUR [volunteer application](#) is current and renewed by completing the online registration and criminal record check. Please remember that anyone interested in volunteering in Leander ISD schools, including booster clubs, PTA/PTO, mentors, literacy partners, etc., must complete an online volunteer application and criminal background check. No paper applications will be accepted.
- Attend a volunteer orientation if you are a new volunteer.

Connecting

- Connect and collaborate with other volunteer leaders on your campus (PTA presidents, WatchDOGS, booster presidents, etc.) to serve in the most efficient capacity.
- Meet with the campus principal and decide together what is reasonable and a priority. Helpful points to discuss:
 - Which person will you directly report to on campus?
 - Regular communication. The principal will generally be glad to get an update. This might be a monthly memo via email or simply part of your newsletter updates.
 - Discuss existing campus programs you want to continue/improve and programs you would like to implement.
 - What school procedures do the volunteers need to follow?
 - What equipment can volunteers use and when?
 - Can you attend a faculty meeting to let staff know how the volunteer program can help meet their needs and how they can contact you?
 - Recruit, recruit and recruit!

Communicating



- Each campus volunteer coordinator will be assigned an LISD email and unique password to use for the school year. This email should be checked weekly for any communications sent from the district and/or campus volunteers.



- Each campus volunteer coordinator will be registered in the Raptor 6 system as a ***Building Volunteer Coordinator*** with specific rights to have the ability to research and interact with volunteer groups on their campus.
- Host a volunteer orientation or two for your new volunteers. * The volunteer orientations provide new volunteers with helpful information about school procedures, student/campus confidentiality, signing in/out procedures, knowing where materials are kept and where to find help and assistance. **All new volunteers should attend a basic campus orientation.** You may wish to have several at different times in order to accommodate busy schedules, etc.

*A **Volunteer Orientation PowerPoint** has been designed (and can be customized for your campus) to assist with these meetings. This tool is located on the [LISD volunteer webpage](#).

Orientation Outline

- Introductions and thank you
- District/campus guidelines
- Sign in procedures
- Overview of Volunteer/PTA website and its use in scheduling volunteer tasks and upcoming events
- Who to notify with scheduling issues or absence notification. Most scheduling conflicts can be handled through the Volunteer/PTA website as schedule changes warrant; however, volunteers should notify the volunteer coordinator or campus staff if last minute conflicts arise that would keep them from making their commitment. *Remember to review school calendar dates that could affect their volunteering, such as holidays, testing schedules, or early release days*
- Q & A - Always give them a chance to ask questions
- Campus tour



What's Important?

- Make **COMMUNICATION** with your volunteers a priority. All of our volunteers need to feel supported and that they are a part of the school community. Ongoing support is a hallmark for effective volunteer programs
- Delegate when you can. You might be able to identify some other volunteers who can take on some of your tasks. Make it a team effort if possible
- Establish defined boundaries. Remember that your role as volunteer coordinator is different than your role as a parent at the school. As a leader at the school, you will likely have different roles with the staff, students and their families than other parents. Try to keep those roles distinct and help others understand when you are functioning as the volunteer coordinator and when you are functioning as your child's parent. Your role at school should make a positive impact on your child's education
- Be professional
- Understand the school culture and system, how things work, how staff members do their jobs and interact and what other staff members expect of you